

Local Market Update – February 2024

A RESEARCH TOOL PROVIDED BY THE COLUMBUS REALTORS®
BASED ON RESIDENTIAL LISTING DATA ONLY



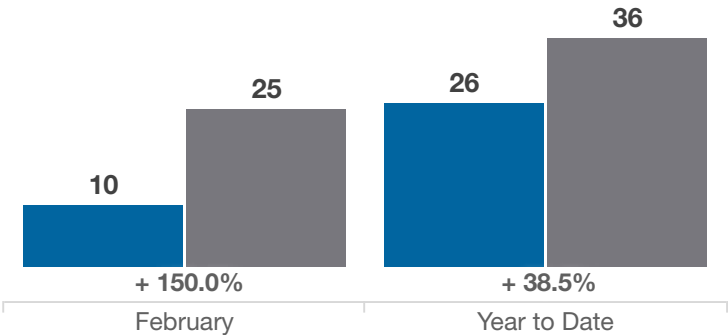
Fayette County

Key Metrics	February			Year to Date		
	2023	2024	% Change	Thru 2-2023	Thru 2-2024	% Change
Closed Sales	10	25	+ 150.0%	26	36	+ 38.5%
In Contracts	28	25	- 10.7%	49	49	0.0%
Average Sales Price*	\$145,685	\$226,127	+ 55.2%	\$174,283	\$208,068	+ 19.4%
Median Sales Price*	\$141,250	\$222,000	+ 57.2%	\$149,950	\$209,000	+ 39.4%
Average Price Per Square Foot*	\$116.63	\$153.67	+ 31.8%	\$121.81	\$137.98	+ 13.3%
Percent of Original List Price Received*	94.5%	96.3%	+ 1.9%	95.4%	97.5%	+ 2.2%
Percent of Last List Price Received*	96.9%	98.3%	+ 1.4%	97.0%	99.0%	+ 2.1%
Days on Market Until Sale	17	48	+ 182.4%	30	46	+ 53.3%
New Listings	21	28	+ 33.3%	48	53	+ 10.4%
Median List Price of New Listings	\$174,900	\$237,850	+ 36.0%	\$159,900	\$217,450	+ 36.0%
Median List Price at Time of Sale	\$139,900	\$219,900	+ 57.2%	\$155,200	\$215,000	+ 38.5%
Inventory of Homes for Sale	37	36	- 2.7%	—	—	—
Months Supply of Inventory	1.5	1.4	- 6.7%	—	—	—

* Does not account for sale concessions and/or downpayment assistance. | Percent changes are calculated using rounded figures and can sometimes look extreme due to small sample size.

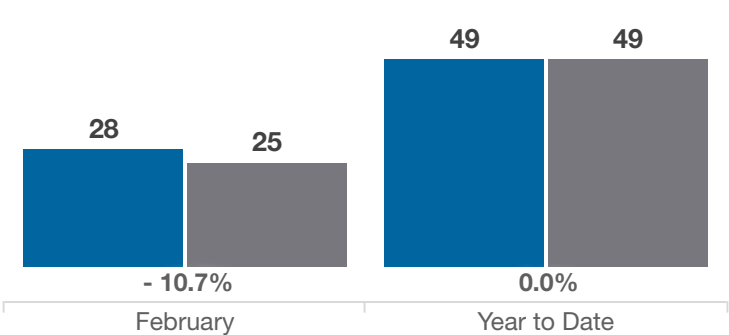
Closed Sales

■ 2023 ■ 2024



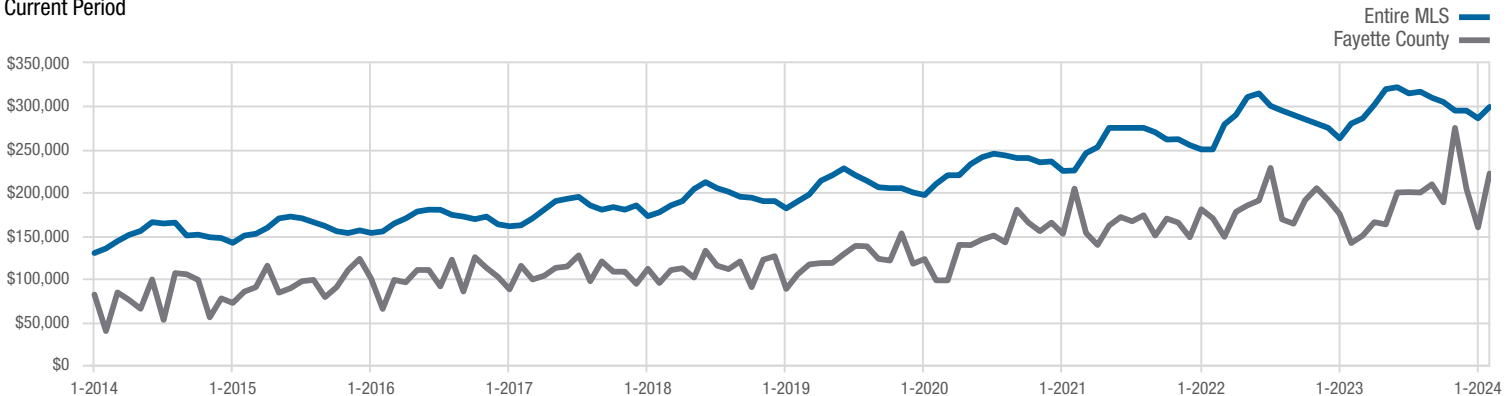
In Contracts

■ 2023 ■ 2024



Median Sales Price

Current Period



Each data point represents the median sales price in a given month.

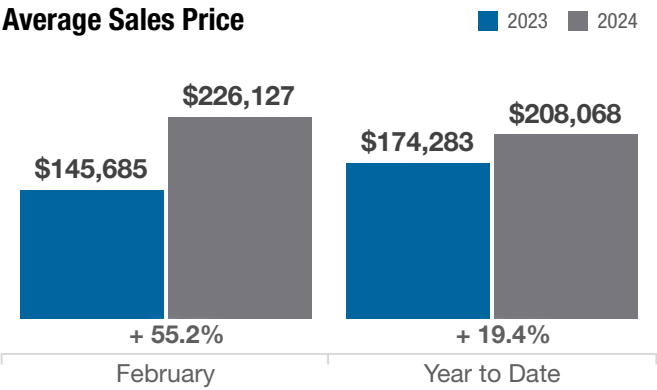
Local Market Update – February 2024

A RESEARCH TOOL PROVIDED BY THE COLUMBUS REALTORS®
BASED ON RESIDENTIAL LISTING DATA ONLY

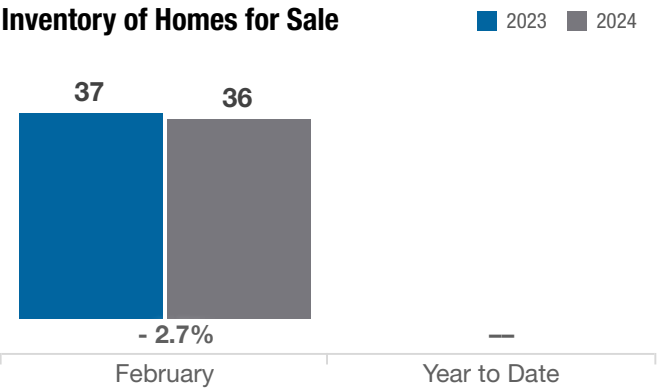


Fayette County

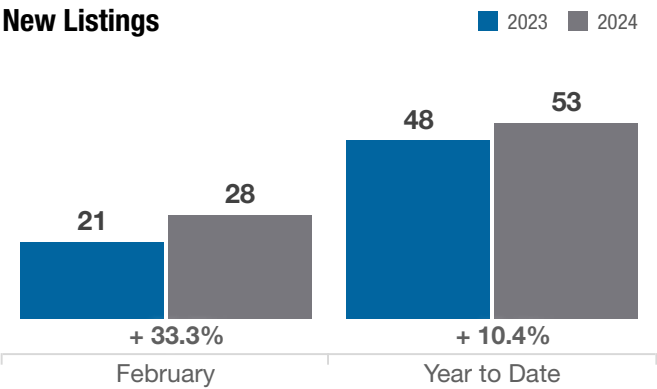
Average Sales Price



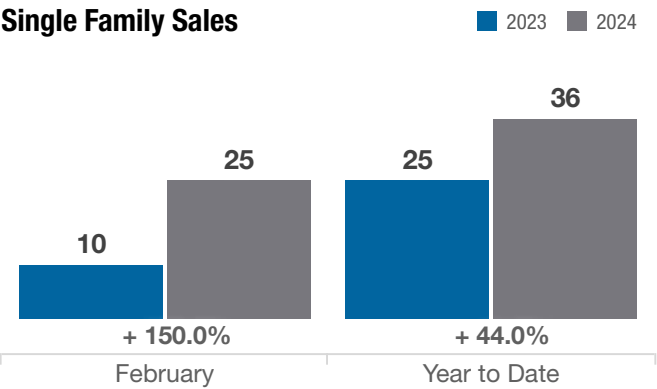
Inventory of Homes for Sale



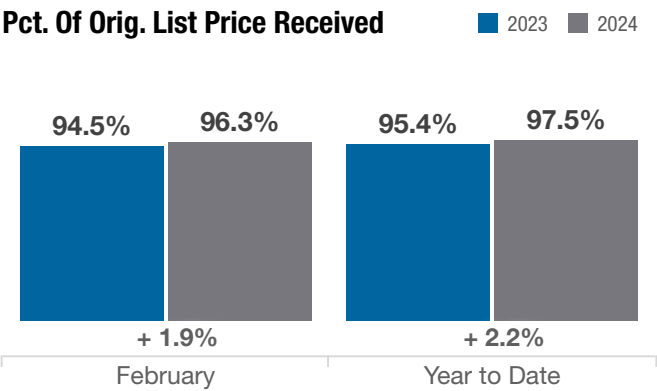
New Listings



Single Family Sales



Pct. Of Orig. List Price Received



Condo Sales

