

# Local Market Update – February 2024

A RESEARCH TOOL PROVIDED BY THE COLUMBUS REALTORS®  
BASED ON RESIDENTIAL LISTING DATA ONLY



## Gahanna (Corp.)

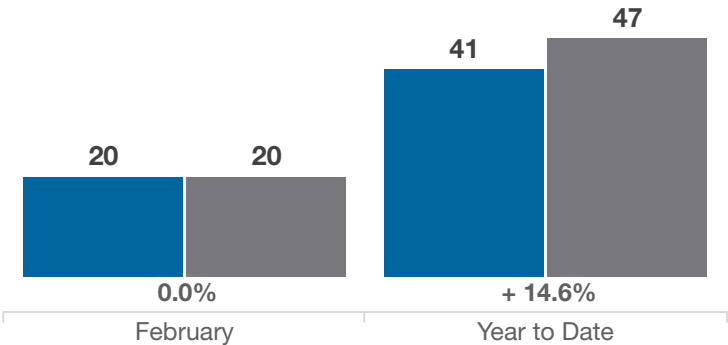
Franklin County

Key Metrics	February			Year to Date		
	2023	2024	% Change	Thru 2-2023	Thru 2-2024	% Change
Closed Sales	20	20	0.0%	41	47	+ 14.6%
In Contracts	26	28	+ 7.7%	55	59	+ 7.3%
Average Sales Price*	\$310,078	\$346,020	+ 11.6%	\$330,398	\$365,341	+ 10.6%
Median Sales Price*	\$303,500	\$334,000	+ 10.0%	\$310,000	\$345,000	+ 11.3%
Average Price Per Square Foot*	\$184.54	\$204.85	+ 11.0%	\$187.12	\$201.26	+ 7.6%
Percent of Original List Price Received*	98.3%	97.7%	- 0.6%	98.3%	97.9%	- 0.4%
Percent of Last List Price Received*	99.7%	99.0%	- 0.7%	99.7%	98.9%	- 0.8%
Days on Market Until Sale	23	28	+ 21.7%	22	23	+ 4.5%
New Listings	28	31	+ 10.7%	50	48	- 4.0%
Median List Price of New Listings	\$299,950	\$350,000	+ 16.7%	\$299,950	\$342,500	+ 14.2%
Median List Price at Time of Sale	\$298,450	\$335,000	+ 12.2%	\$315,900	\$349,990	+ 10.8%
Inventory of Homes for Sale	18	21	+ 16.7%	—	—	—
Months Supply of Inventory	0.5	0.7	+ 40.0%	—	—	—

\* Does not account for sale concessions and/or downpayment assistance. | Percent changes are calculated using rounded figures and can sometimes look extreme due to small sample size.

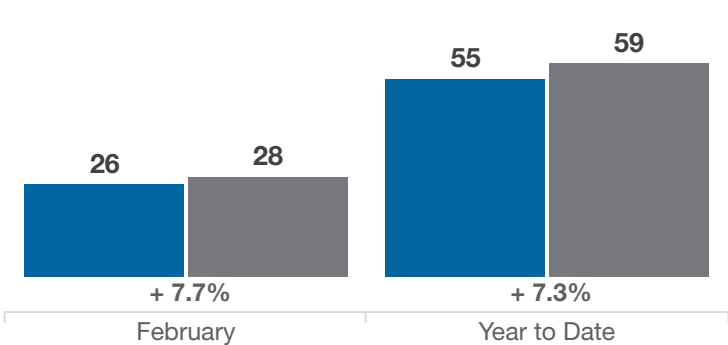
### Closed Sales

■ 2023 ■ 2024



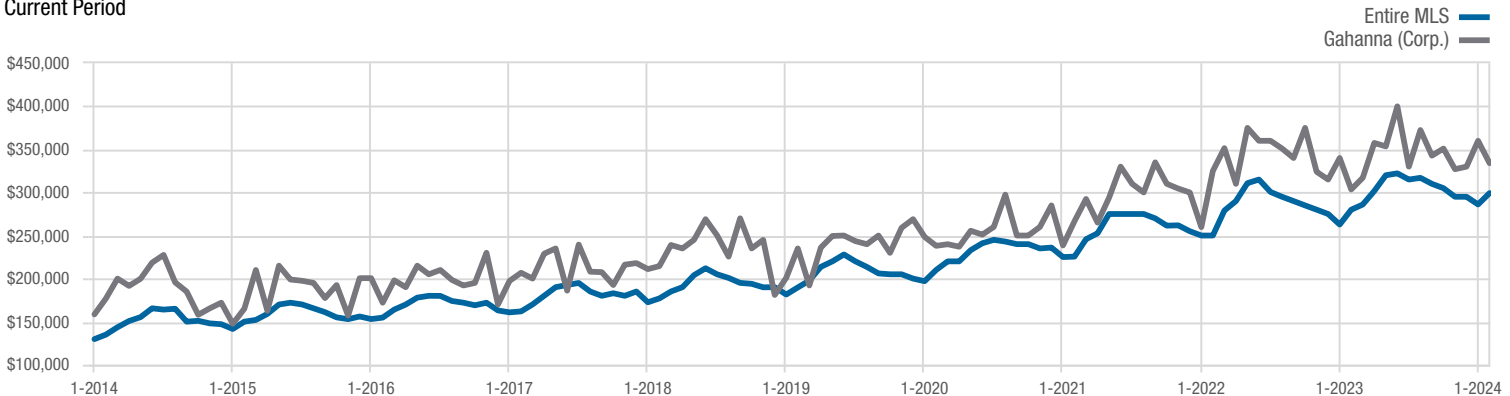
### In Contracts

■ 2023 ■ 2024



### Median Sales Price

Current Period



Each data point represents the median sales price in a given month.

# Local Market Update – February 2024

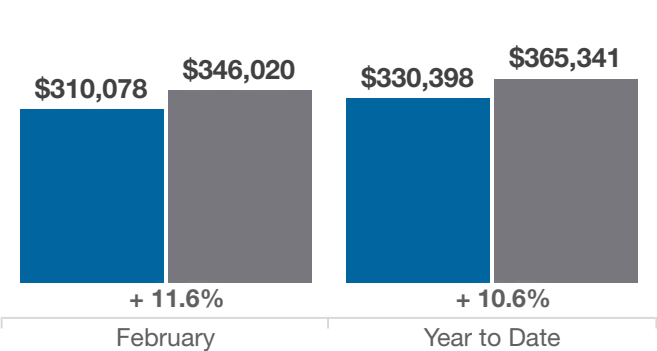
A RESEARCH TOOL PROVIDED BY THE COLUMBUS REALTORS®  
BASED ON RESIDENTIAL LISTING DATA ONLY



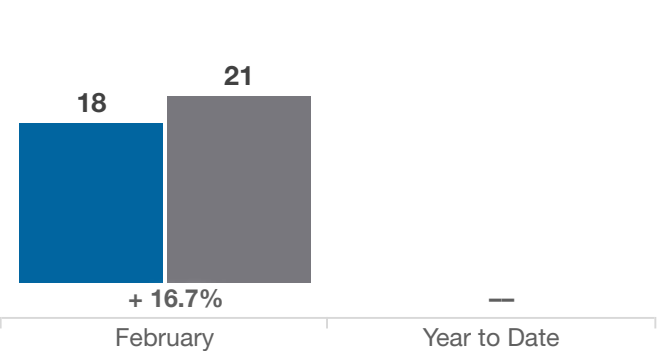
## Gahanna (Corp.)

Franklin County

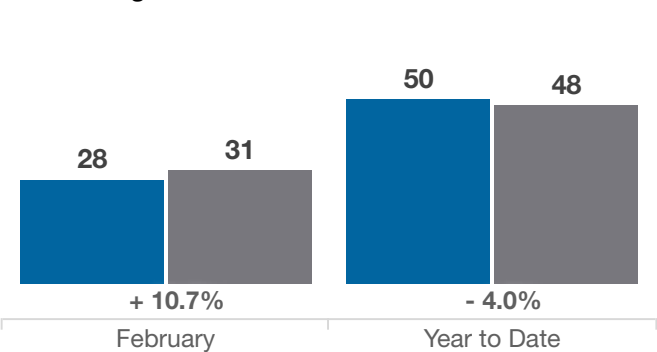
Average Sales Price



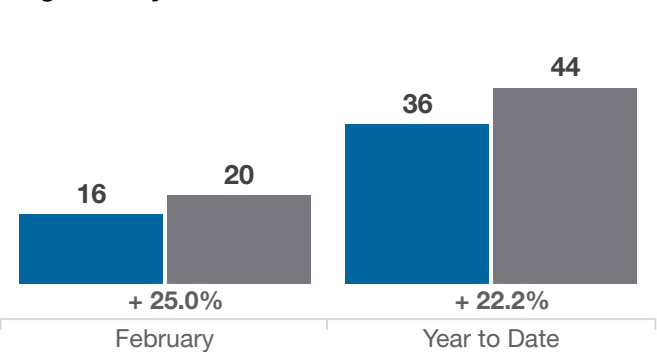
Inventory of Homes for Sale



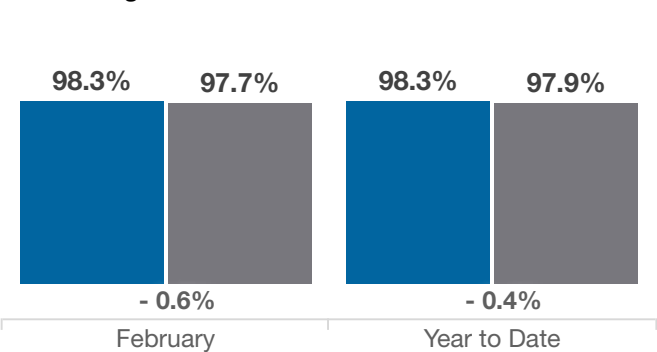
New Listings



Single Family Sales



Pct. Of Orig. List Price Received



Condo Sales

