

# Local Market Update – February 2024

A RESEARCH TOOL PROVIDED BY THE COLUMBUS REALTORS®  
BASED ON RESIDENTIAL LISTING DATA ONLY



## Gahanna Jefferson City School District

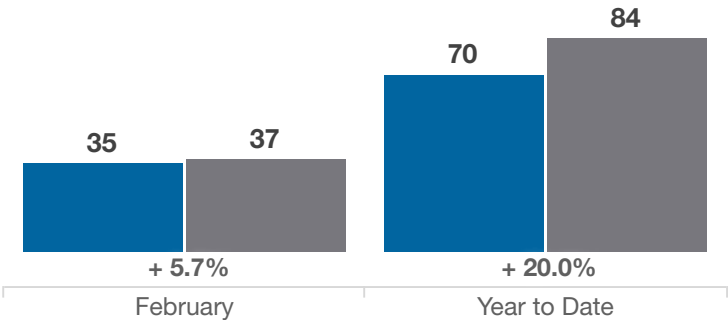
Franklin County

Key Metrics	February			Year to Date		
	2023	2024	% Change	Thru 2-2023	Thru 2-2024	% Change
Closed Sales	35	37	+ 5.7%	70	84	+ 20.0%
In Contracts	45	50	+ 11.1%	89	101	+ 13.5%
Average Sales Price*	\$430,484	\$403,621	- 6.2%	\$413,777	\$459,201	+ 11.0%
Median Sales Price*	\$340,000	\$379,900	+ 11.7%	\$351,000	\$382,500	+ 9.0%
Average Price Per Square Foot*	\$193.60	\$213.16	+ 10.1%	\$193.46	\$216.16	+ 11.7%
Percent of Original List Price Received*	97.8%	98.6%	+ 0.8%	98.1%	97.9%	- 0.2%
Percent of Last List Price Received*	99.6%	99.4%	- 0.2%	99.5%	99.0%	- 0.5%
Days on Market Until Sale	31	25	- 19.4%	29	25	- 13.8%
New Listings	40	57	+ 42.5%	82	90	+ 9.8%
Median List Price of New Listings	\$342,450	\$399,900	+ 16.8%	\$349,950	\$380,000	+ 8.6%
Median List Price at Time of Sale	\$350,000	\$374,900	+ 7.1%	\$350,000	\$379,900	+ 8.5%
Inventory of Homes for Sale	32	46	+ 43.8%	—	—	—
Months Supply of Inventory	0.6	0.9	+ 50.0%	—	—	—

\* Does not account for sale concessions and/or downpayment assistance. | Percent changes are calculated using rounded figures and can sometimes look extreme due to small sample size.

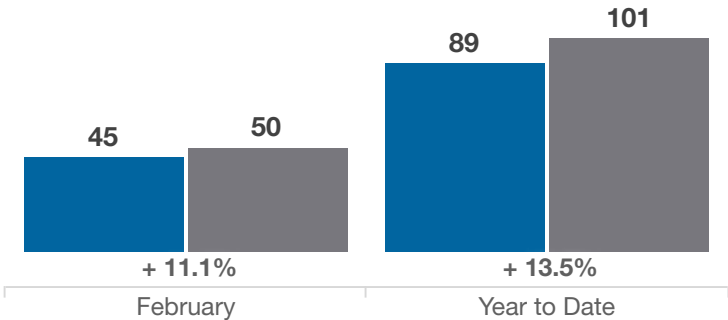
### Closed Sales

■ 2023 ■ 2024



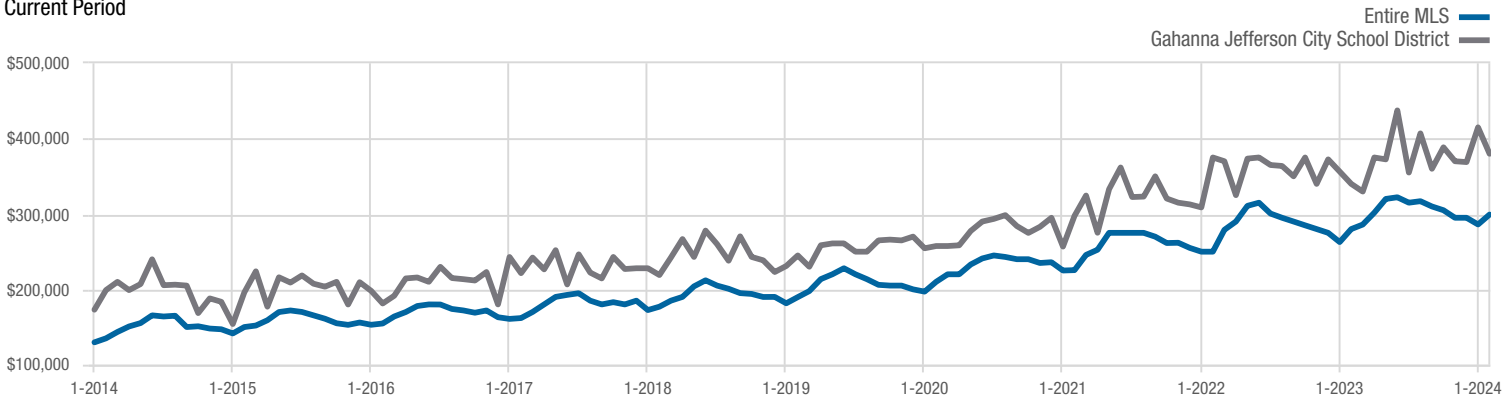
### In Contracts

■ 2023 ■ 2024



### Median Sales Price

Current Period



Each data point represents the median sales price in a given month.

# Local Market Update – February 2024

A RESEARCH TOOL PROVIDED BY THE COLUMBUS REALTORS®  
BASED ON RESIDENTIAL LISTING DATA ONLY



## Gahanna Jefferson City School District

Franklin County

