

Local Market Update – February 2024

A RESEARCH TOOL PROVIDED BY THE COLUMBUS REALTORS®
BASED ON RESIDENTIAL LISTING DATA ONLY



German Village

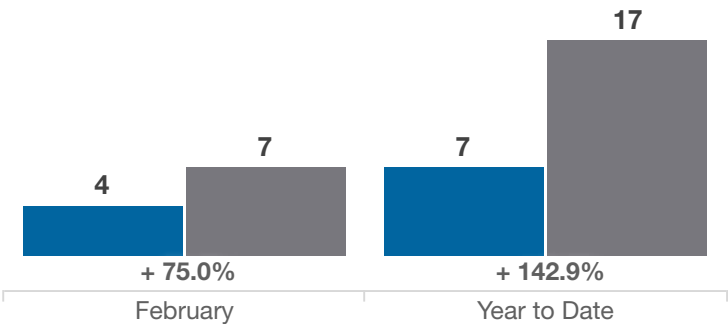
Franklin County (43206 and German Village subdivision)

Key Metrics	February			Year to Date		
	2023	2024	% Change	Thru 2-2023	Thru 2-2024	% Change
Closed Sales	4	7	+ 75.0%	7	17	+ 142.9%
In Contracts	12	9	- 25.0%	17	18	+ 5.9%
Average Sales Price*	\$461,250	\$583,143	+ 26.4%	\$427,643	\$661,080	+ 54.6%
Median Sales Price*	\$450,000	\$595,000	+ 32.2%	\$405,000	\$680,000	+ 67.9%
Average Price Per Square Foot*	\$293.53	\$324.42	+ 10.5%	\$294.48	\$343.47	+ 16.6%
Percent of Original List Price Received*	97.3%	91.6%	- 5.9%	96.0%	92.9%	- 3.2%
Percent of Last List Price Received*	98.6%	94.8%	- 3.9%	98.2%	96.7%	- 1.5%
Days on Market Until Sale	41	70	+ 70.7%	43	65	+ 51.2%
New Listings	14	10	- 28.6%	27	20	- 25.9%
Median List Price of New Listings	\$611,950	\$809,250	+ 32.2%	\$549,900	\$769,250	+ 39.9%
Median List Price at Time of Sale	\$457,450	\$600,000	+ 31.2%	\$439,500	\$695,000	+ 58.1%
Inventory of Homes for Sale	13	16	+ 23.1%	—	—	—
Months Supply of Inventory	1.3	1.5	+ 15.4%	—	—	—

* Does not account for sale concessions and/or downpayment assistance. | Percent changes are calculated using rounded figures and can sometimes look extreme due to small sample size.

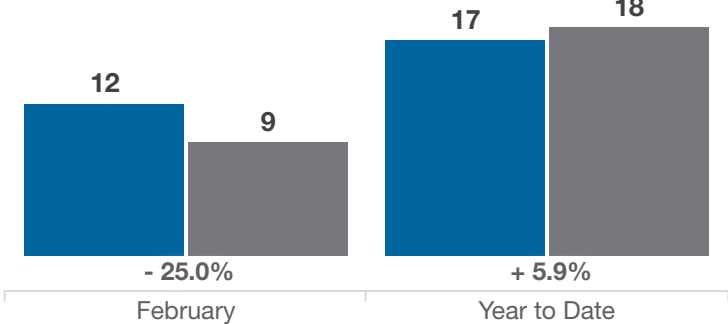
Closed Sales

■ 2023 ■ 2024



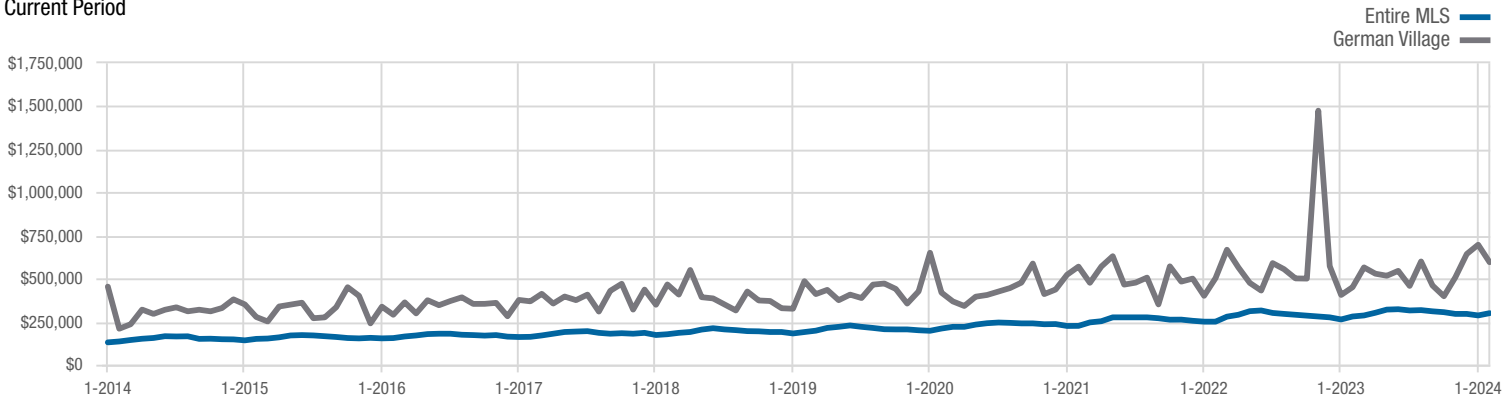
In Contracts

■ 2023 ■ 2024



Median Sales Price

Current Period



Each data point represents the median sales price in a given month.

Local Market Update – February 2024

A RESEARCH TOOL PROVIDED BY THE COLUMBUS REALTORS®
BASED ON RESIDENTIAL LISTING DATA ONLY



German Village

Franklin County (43206 and German Village subdivision)

