

Local Market Update – February 2024

A RESEARCH TOOL PROVIDED BY THE COLUMBUS REALTORS®
BASED ON RESIDENTIAL LISTING DATA ONLY



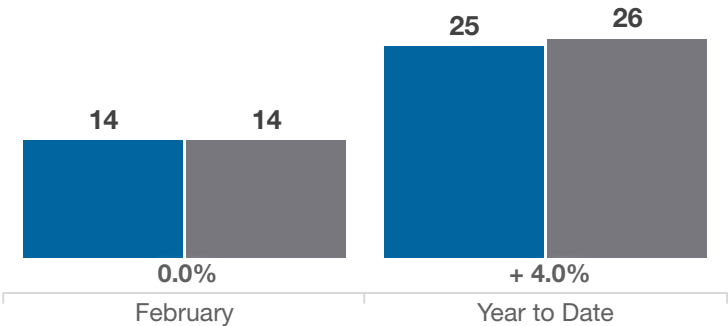
Logan County

Key Metrics	February			Year to Date		
	2023	2024	% Change	Thru 2-2023	Thru 2-2024	% Change
Closed Sales	14	14	0.0%	25	26	+ 4.0%
In Contracts	20	14	- 30.0%	35	25	- 28.6%
Average Sales Price*	\$226,482	\$230,893	+ 1.9%	\$244,018	\$268,029	+ 9.8%
Median Sales Price*	\$177,875	\$207,500	+ 16.7%	\$219,900	\$207,500	- 5.6%
Average Price Per Square Foot*	\$134.41	\$156.35	+ 16.3%	\$153.89	\$165.96	+ 7.8%
Percent of Original List Price Received*	93.9%	91.3%	- 2.8%	93.4%	94.6%	+ 1.3%
Percent of Last List Price Received*	96.0%	95.4%	- 0.6%	95.8%	97.0%	+ 1.3%
Days on Market Until Sale	32	62	+ 93.8%	37	48	+ 29.7%
New Listings	26	27	+ 3.8%	40	46	+ 15.0%
Median List Price of New Listings	\$249,900	\$227,000	- 9.2%	\$264,900	\$205,000	- 22.6%
Median List Price at Time of Sale	\$194,750	\$199,900	+ 2.6%	\$220,000	\$202,450	- 8.0%
Inventory of Homes for Sale	37	47	+ 27.0%	—	—	—
Months Supply of Inventory	1.6	2.3	+ 43.8%	—	—	—

* Does not account for sale concessions and/or downpayment assistance. | Percent changes are calculated using rounded figures and can sometimes look extreme due to small sample size.

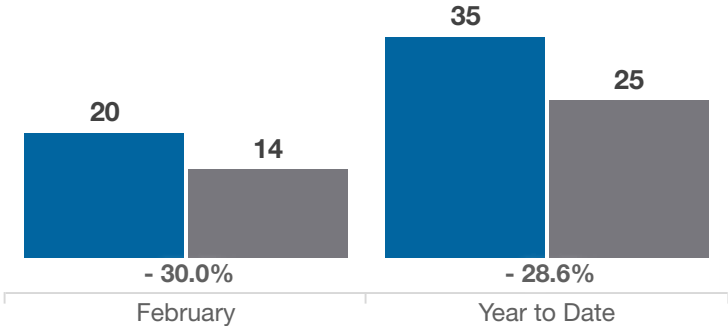
Closed Sales

■ 2023 ■ 2024



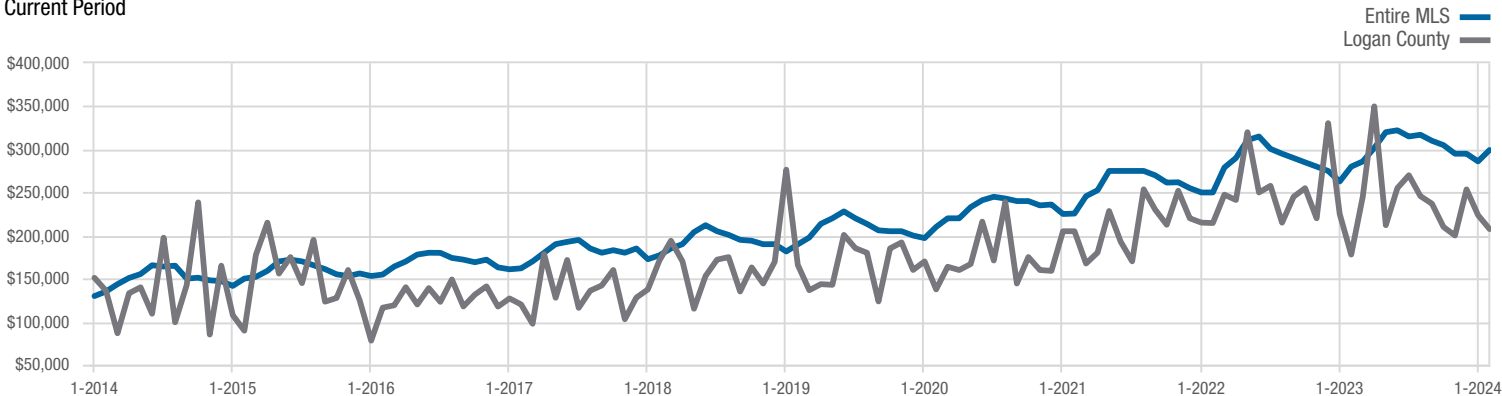
In Contracts

■ 2023 ■ 2024



Median Sales Price

Current Period



Each data point represents the median sales price in a given month.

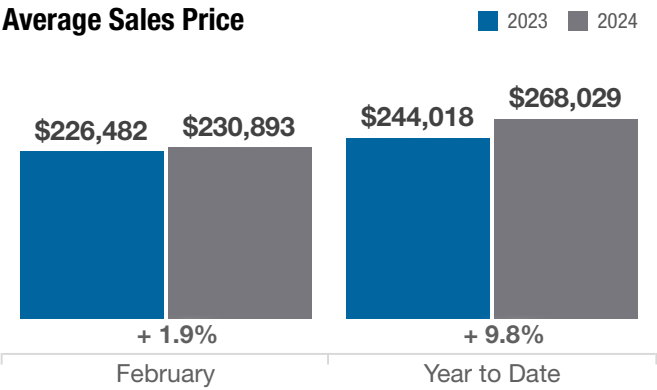
Local Market Update – February 2024

A RESEARCH TOOL PROVIDED BY THE COLUMBUS REALTORS®
BASED ON RESIDENTIAL LISTING DATA ONLY

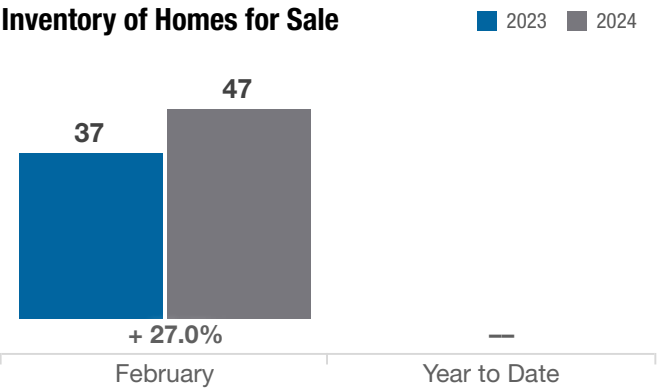


Logan County

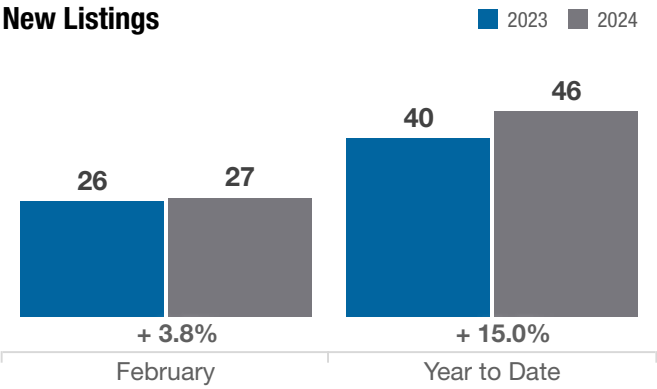
Average Sales Price



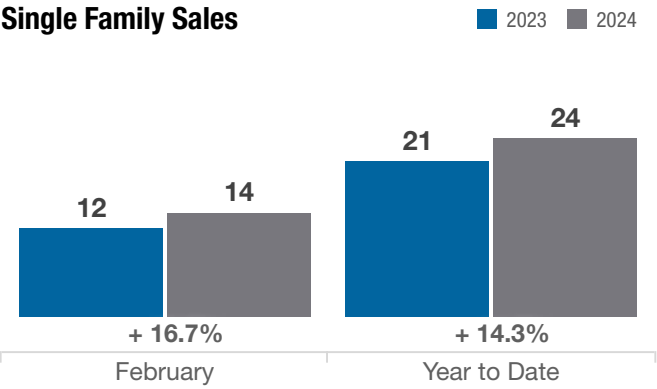
Inventory of Homes for Sale



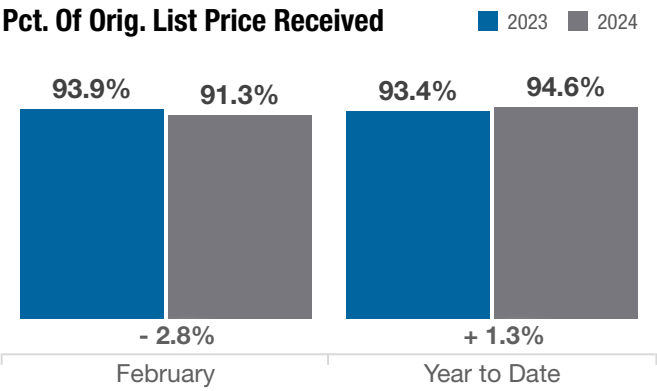
New Listings



Single Family Sales



Pct. Of Orig. List Price Received



Condo Sales

