

Local Market Update – February 2024

A RESEARCH TOOL PROVIDED BY THE COLUMBUS REALTORS®
BASED ON RESIDENTIAL LISTING DATA ONLY



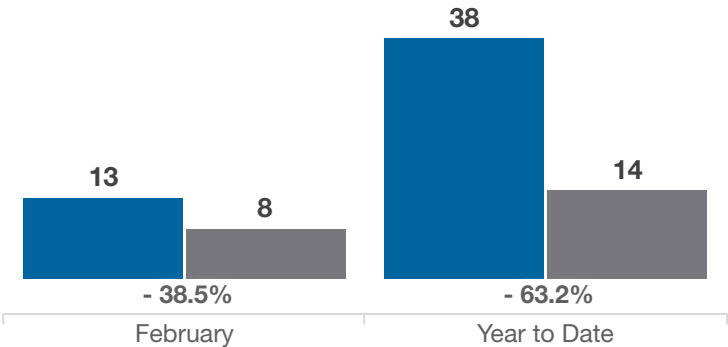
Perry County

Key Metrics	February			Year to Date		
	2023	2024	% Change	Thru 2-2023	Thru 2-2024	% Change
Closed Sales	13	8	- 38.5%	38	14	- 63.2%
In Contracts	16	25	+ 56.3%	36	32	- 11.1%
Average Sales Price*	\$213,846	\$203,300	- 4.9%	\$222,319	\$189,207	- 14.9%
Median Sales Price*	\$140,000	\$196,000	+ 40.0%	\$175,000	\$169,500	- 3.1%
Average Price Per Square Foot*	\$134.78	\$128.11	- 4.9%	\$143.04	\$128.50	- 10.2%
Percent of Original List Price Received*	91.6%	93.2%	+ 1.7%	93.3%	94.3%	+ 1.1%
Percent of Last List Price Received*	95.2%	96.8%	+ 1.7%	98.3%	96.6%	- 1.7%
Days on Market Until Sale	27	43	+ 59.3%	36	44	+ 22.2%
New Listings	11	23	+ 109.1%	34	40	+ 17.6%
Median List Price of New Listings	\$264,900	\$295,000	+ 11.4%	\$197,450	\$287,450	+ 45.6%
Median List Price at Time of Sale	\$129,000	\$193,500	+ 50.0%	\$175,000	\$178,450	+ 2.0%
Inventory of Homes for Sale	23	46	+ 100.0%	—	—	—
Months Supply of Inventory	1.0	2.6	+ 160.0%	—	—	—

* Does not account for sale concessions and/or downpayment assistance. | Percent changes are calculated using rounded figures and can sometimes look extreme due to small sample size.

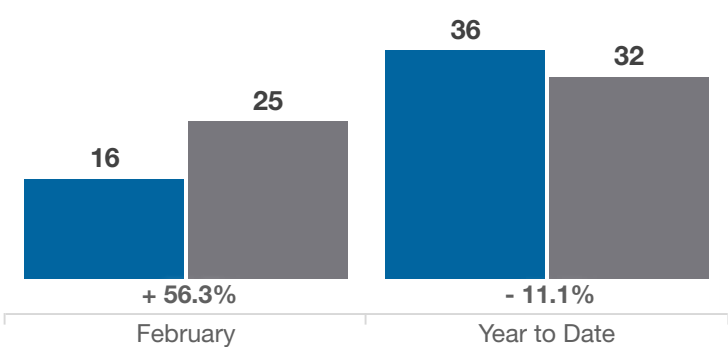
Closed Sales

■ 2023 ■ 2024



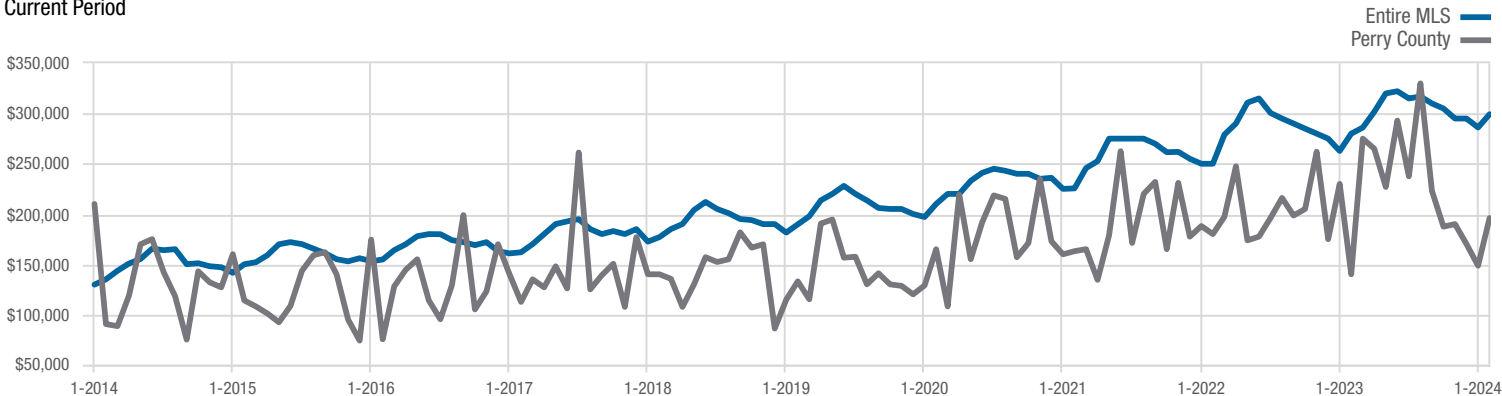
In Contracts

■ 2023 ■ 2024



Median Sales Price

Current Period



Each data point represents the median sales price in a given month.

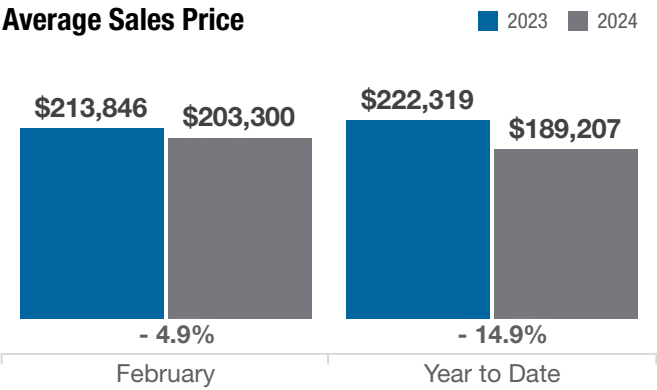
Local Market Update – February 2024

A RESEARCH TOOL PROVIDED BY THE COLUMBUS REALTORS®
BASED ON RESIDENTIAL LISTING DATA ONLY

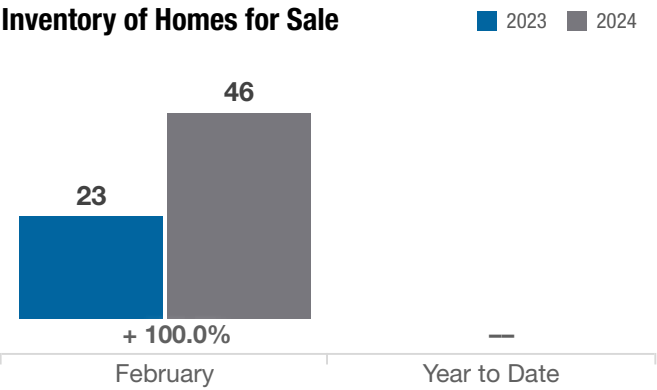


Perry County

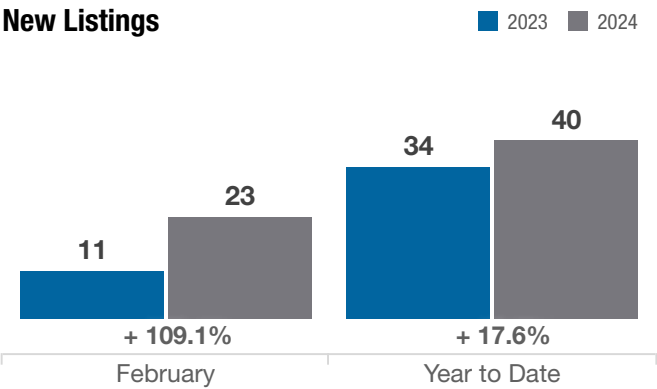
Average Sales Price



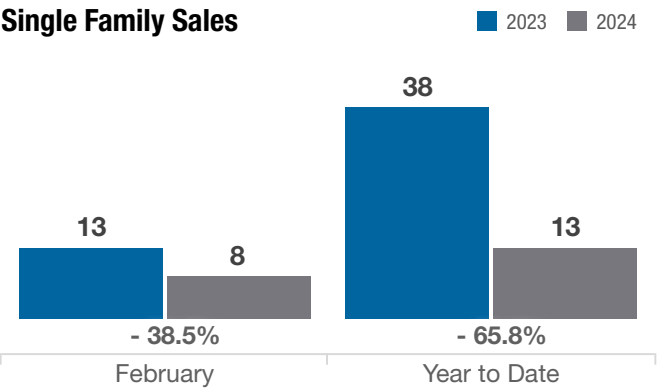
Inventory of Homes for Sale



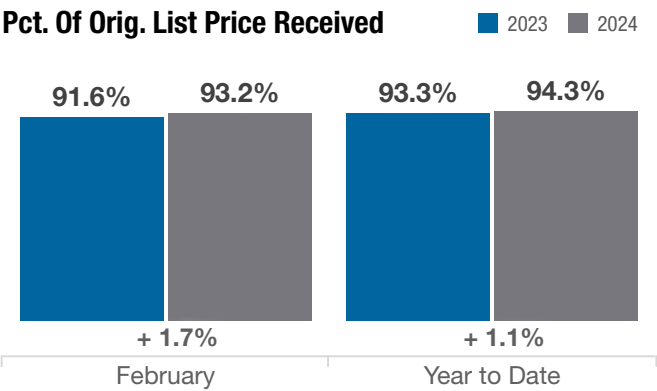
New Listings



Single Family Sales



Pct. Of Orig. List Price Received



Condo Sales

