

# Local Market Update – February 2024

A RESEARCH TOOL PROVIDED BY THE COLUMBUS REALTORS®  
BASED ON RESIDENTIAL LISTING DATA ONLY



## Whitehall (Corp.)

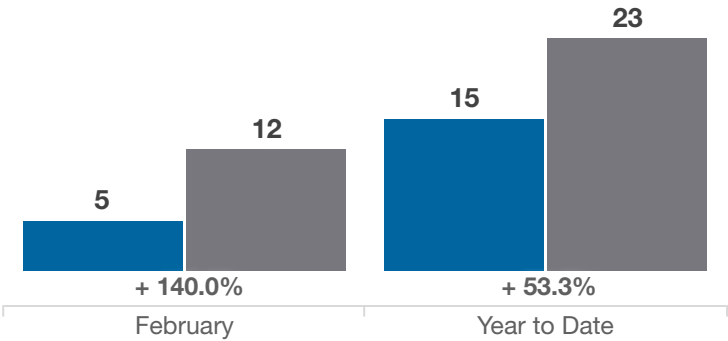
Franklin County

Key Metrics	February			Year to Date		
	2023	2024	% Change	Thru 2-2023	Thru 2-2024	% Change
Closed Sales	5	12	+ 140.0%	15	23	+ 53.3%
In Contracts	11	14	+ 27.3%	18	28	+ 55.6%
Average Sales Price*	\$160,270	\$180,125	+ 12.4%	\$160,690	\$179,103	+ 11.5%
Median Sales Price*	\$165,000	\$194,000	+ 17.6%	\$168,000	\$193,000	+ 14.9%
Average Price Per Square Foot*	\$153.52	\$158.07	+ 3.0%	\$147.87	\$160.03	+ 8.2%
Percent of Original List Price Received*	101.8%	98.5%	- 3.2%	97.3%	100.9%	+ 3.7%
Percent of Last List Price Received*	102.5%	99.5%	- 2.9%	99.7%	101.4%	+ 1.7%
Days on Market Until Sale	31	23	- 25.8%	34	17	- 50.0%
New Listings	10	14	+ 40.0%	18	31	+ 72.2%
Median List Price of New Listings	\$189,450	\$217,400	+ 14.8%	\$189,450	\$219,900	+ 16.1%
Median List Price at Time of Sale	\$169,900	\$191,950	+ 13.0%	\$169,900	\$195,000	+ 14.8%
Inventory of Homes for Sale	7	14	+ 100.0%	—	—	—
Months Supply of Inventory	0.5	1.2	+ 140.0%	—	—	—

\* Does not account for sale concessions and/or downpayment assistance. | Percent changes are calculated using rounded figures and can sometimes look extreme due to small sample size.

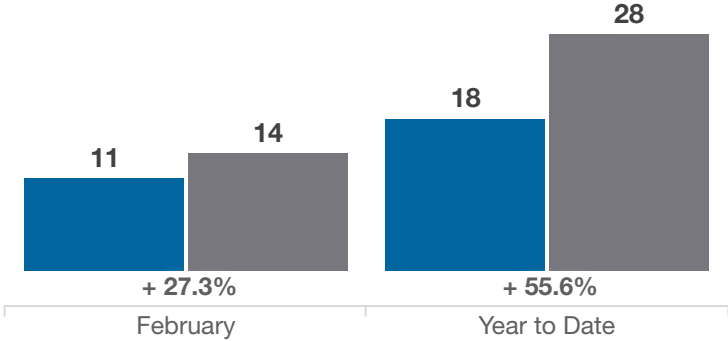
### Closed Sales

■ 2023 ■ 2024



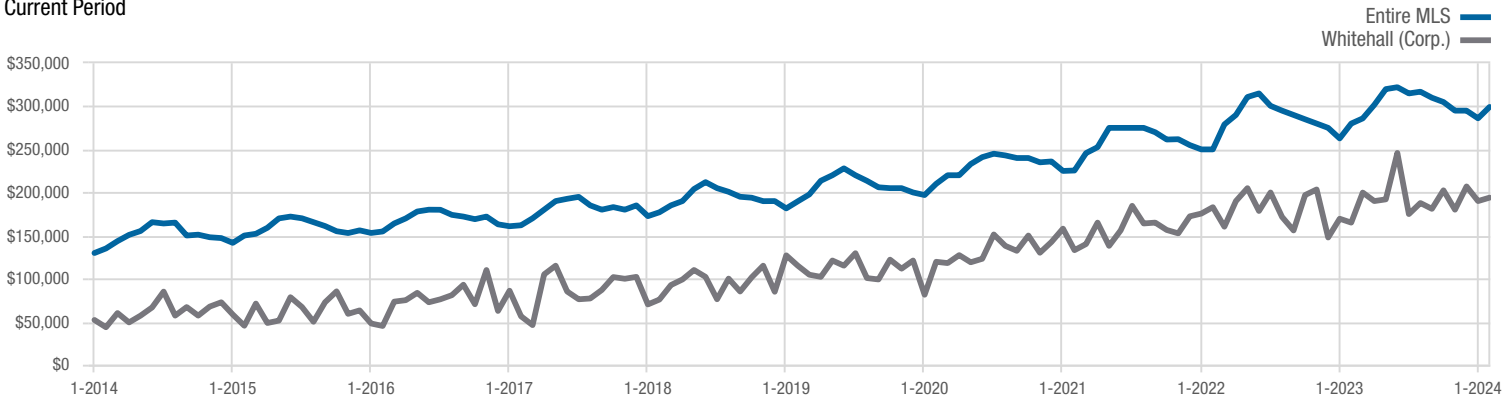
### In Contracts

■ 2023 ■ 2024



### Median Sales Price

Current Period



Each data point represents the median sales price in a given month.

# Local Market Update – February 2024

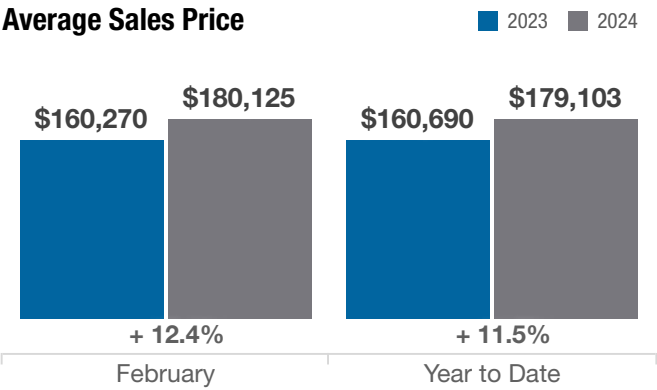
A RESEARCH TOOL PROVIDED BY THE COLUMBUS REALTORS®  
BASED ON RESIDENTIAL LISTING DATA ONLY



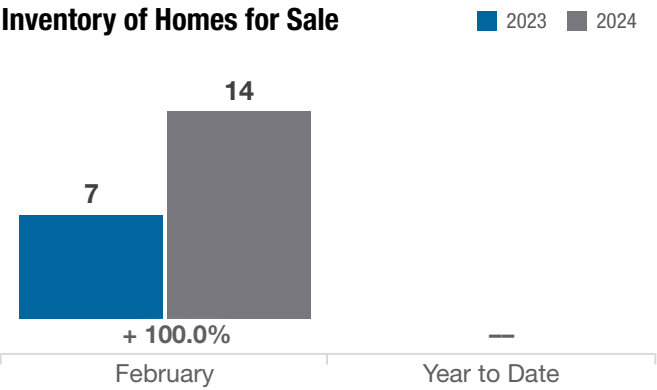
## Whitehall (Corp.)

Franklin County

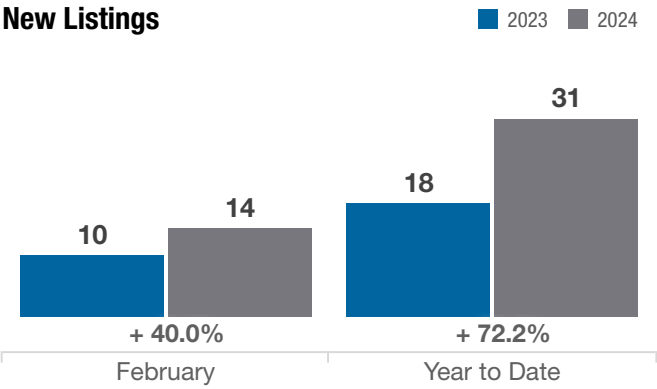
Average Sales Price



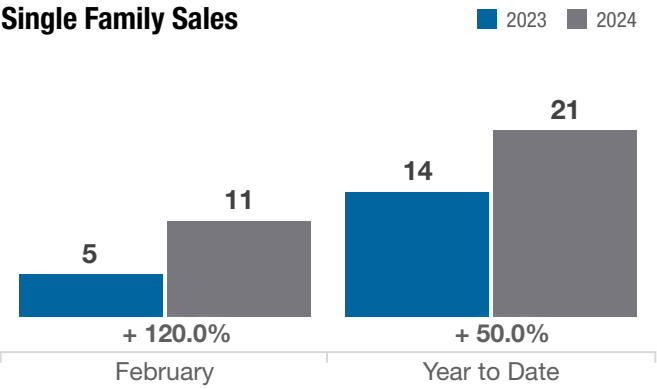
Inventory of Homes for Sale



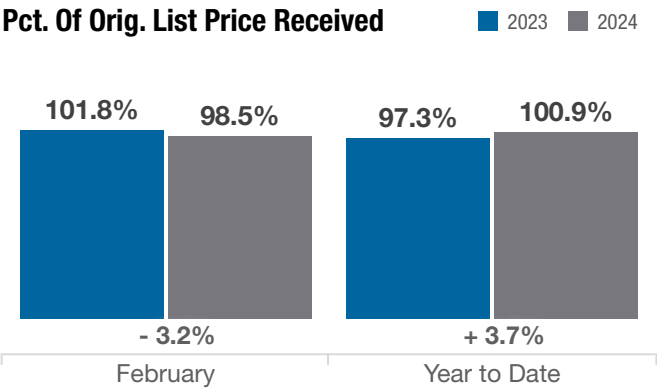
New Listings



Single Family Sales



Pct. Of Orig. List Price Received



Condo Sales

