

Local Market Update – March 2024

A RESEARCH TOOL PROVIDED BY THE COLUMBUS REALTORS®
BASED ON RESIDENTIAL LISTING DATA ONLY



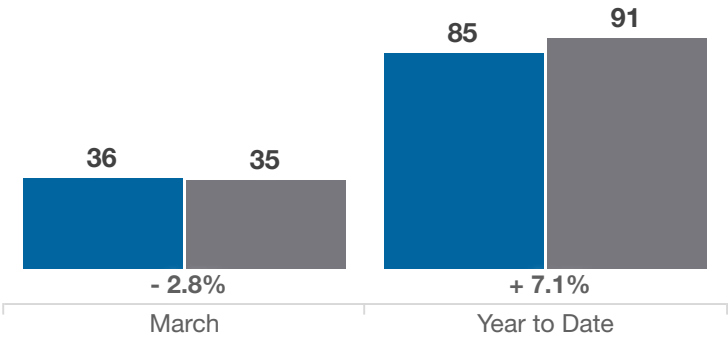
Madison County

| Key Metrics | March | | | Year to Date | | |
|--|-----------|-----------|----------|--------------|-------------|----------|
| | 2023 | 2024 | % Change | Thru 3-2023 | Thru 3-2024 | % Change |
| Closed Sales | 36 | 35 | - 2.8% | 85 | 91 | + 7.1% |
| In Contracts | 39 | 37 | - 5.1% | 108 | 98 | - 9.3% |
| Average Sales Price* | \$340,231 | \$350,023 | + 2.9% | \$301,559 | \$327,769 | + 8.7% |
| Median Sales Price* | \$322,500 | \$300,000 | - 7.0% | \$299,002 | \$300,000 | + 0.3% |
| Average Price Per Square Foot* | \$169.86 | \$187.08 | + 10.1% | \$162.90 | \$179.35 | + 10.1% |
| Percent of Original List Price Received* | 96.0% | 97.6% | + 1.7% | 95.8% | 97.2% | + 1.5% |
| Percent of Last List Price Received* | 98.5% | 99.2% | + 0.7% | 98.3% | 99.5% | + 1.2% |
| Days on Market Until Sale | 41 | 33 | - 19.5% | 40 | 35 | - 12.5% |
| New Listings | 30 | 39 | + 30.0% | 84 | 106 | + 26.2% |
| Median List Price of New Listings | \$297,450 | \$285,000 | - 4.2% | \$272,000 | \$284,900 | + 4.7% |
| Median List Price at Time of Sale | \$329,900 | \$315,000 | - 4.5% | \$299,900 | \$314,500 | + 4.9% |
| Inventory of Homes for Sale | 30 | 43 | + 43.3% | — | — | — |
| Months Supply of Inventory | 0.8 | 1.3 | + 62.5% | — | — | — |

* Does not account for sale concessions and/or downpayment assistance. | Percent changes are calculated using rounded figures and can sometimes look extreme due to small sample size.

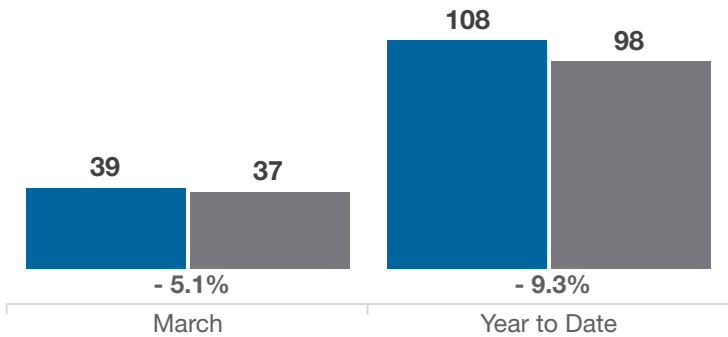
Closed Sales

■ 2023 ■ 2024



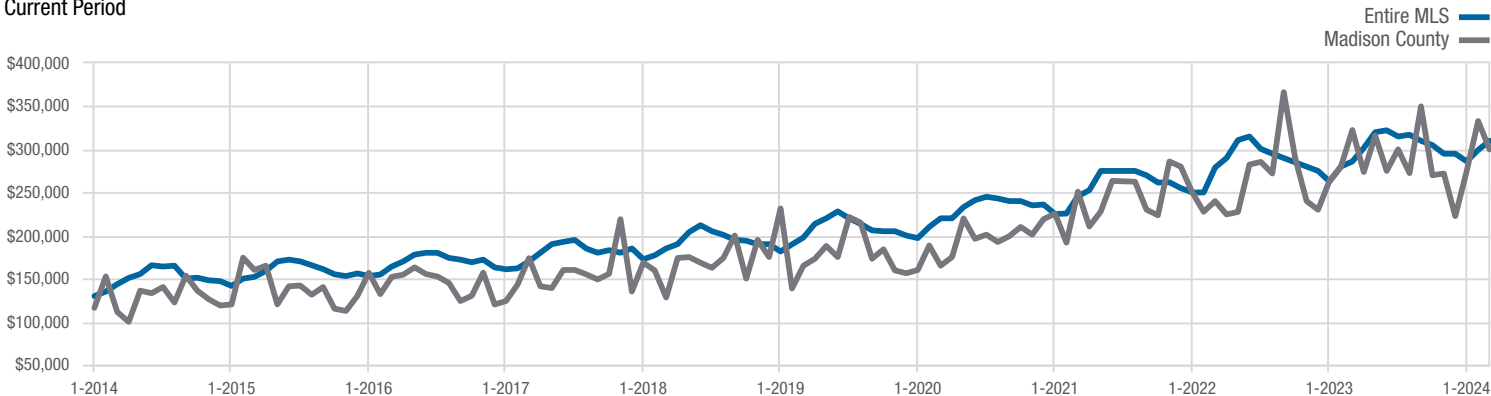
In Contracts

■ 2023 ■ 2024



Median Sales Price

Current Period



Each data point represents the median sales price in a given month.

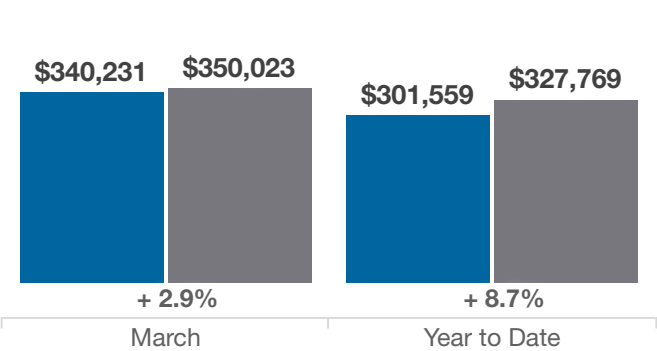
Local Market Update – March 2024

A RESEARCH TOOL PROVIDED BY THE COLUMBUS REALTORS®
BASED ON RESIDENTIAL LISTING DATA ONLY

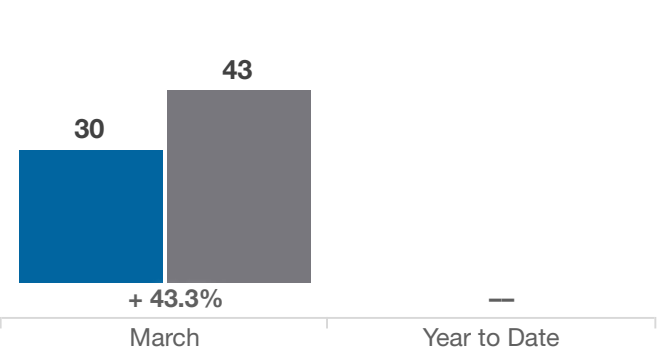


Madison County

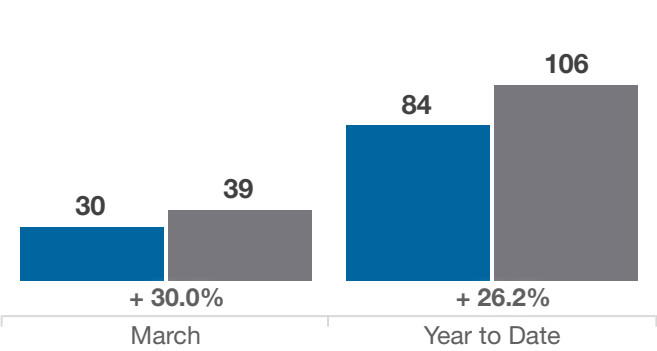
Average Sales Price



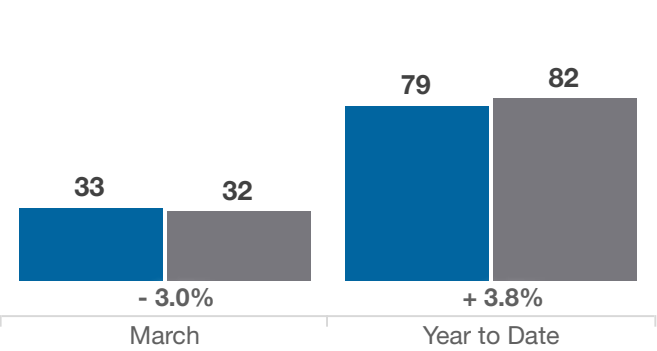
Inventory of Homes for Sale



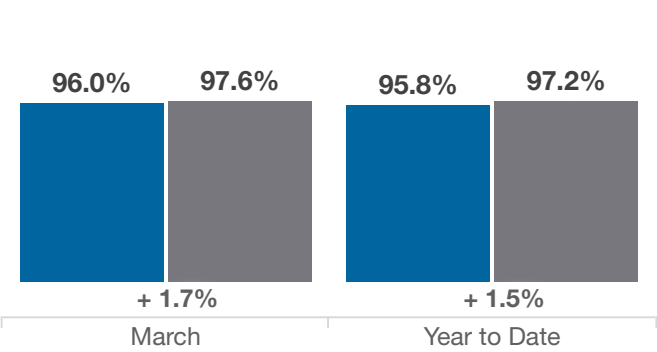
New Listings



Single Family Sales



Pct. Of Orig. List Price Received



Condo Sales

