

Local Market Update – March 2024

A RESEARCH TOOL PROVIDED BY THE COLUMBUS REALTORS®
BASED ON RESIDENTIAL LISTING DATA ONLY



Minerva Park (Corp.)

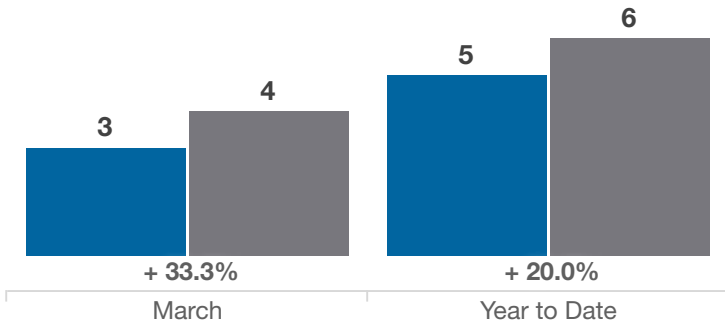
Franklin County

Key Metrics	March			Year to Date		
	2023	2024	% Change	Thru 3-2023	Thru 3-2024	% Change
Closed Sales	3	4	+ 33.3%	5	6	+ 20.0%
In Contracts	2	4	+ 100.0%	5	7	+ 40.0%
Average Sales Price*	\$416,467	\$409,675	- 1.6%	\$367,980	\$374,533	+ 1.8%
Median Sales Price*	\$432,000	\$417,349	- 3.4%	\$372,400	\$362,400	- 2.7%
Average Price Per Square Foot*	\$193.82	\$213.08	+ 9.9%	\$186.67	\$195.05	+ 4.5%
Percent of Original List Price Received*	99.1%	104.2%	+ 5.1%	105.0%	100.7%	- 4.1%
Percent of Last List Price Received*	100.7%	104.6%	+ 3.9%	105.9%	101.2%	- 4.4%
Days on Market Until Sale	16	46	+ 187.5%	15	33	+ 120.0%
New Listings	2	2	0.0%	6	6	0.0%
Median List Price of New Listings	\$307,450	\$372,450	+ 21.1%	\$362,400	\$379,900	+ 4.8%
Median List Price at Time of Sale	\$419,900	\$380,200	- 9.5%	\$374,900	\$350,200	- 6.6%
Inventory of Homes for Sale	1	1	0.0%	—	—	—
Months Supply of Inventory	0.3	0.3	0.0%	—	—	—

* Does not account for sale concessions and/or downpayment assistance. | Percent changes are calculated using rounded figures and can sometimes look extreme due to small sample size.

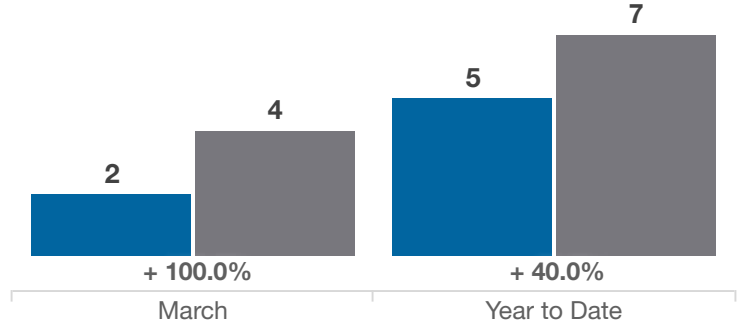
Closed Sales

■ 2023 ■ 2024



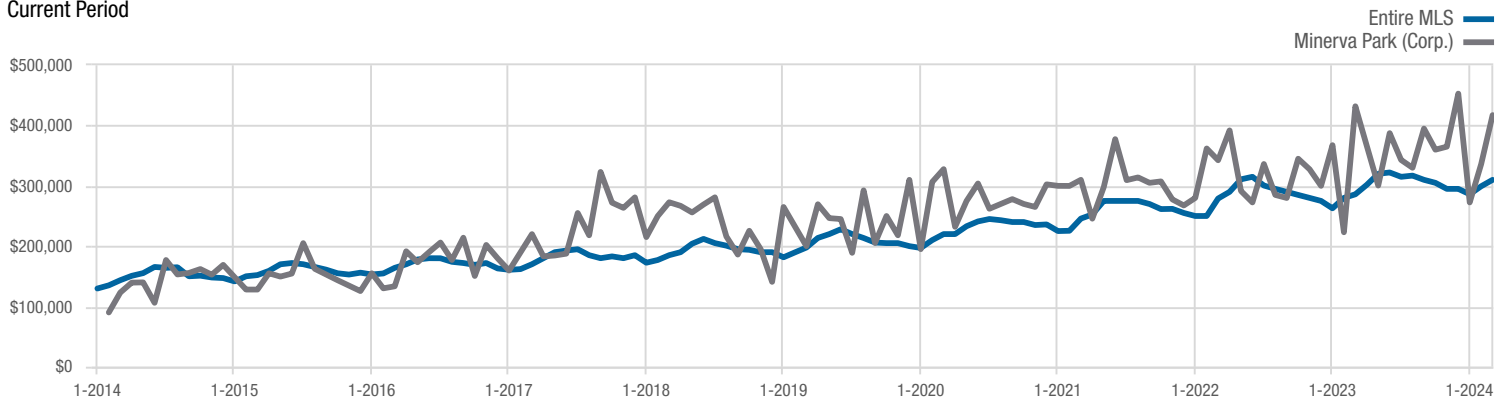
In Contracts

■ 2023 ■ 2024



Median Sales Price

Current Period



Each data point represents the median sales price in a given month.

Local Market Update – March 2024

A RESEARCH TOOL PROVIDED BY THE COLUMBUS REALTORS®
BASED ON RESIDENTIAL LISTING DATA ONLY

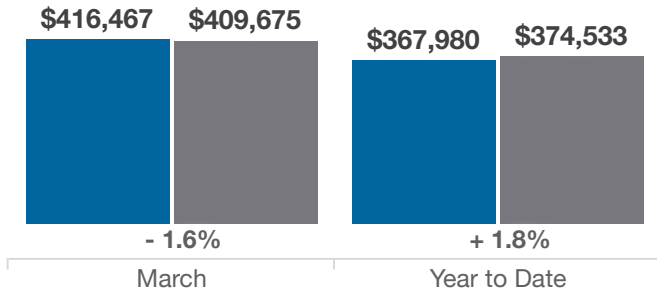


Minerva Park (Corp.)

Franklin County

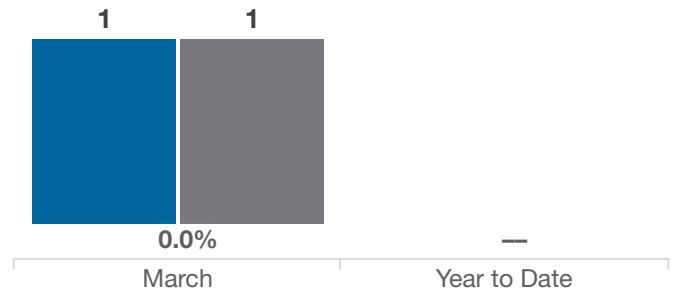
Average Sales Price

■ 2023 ■ 2024



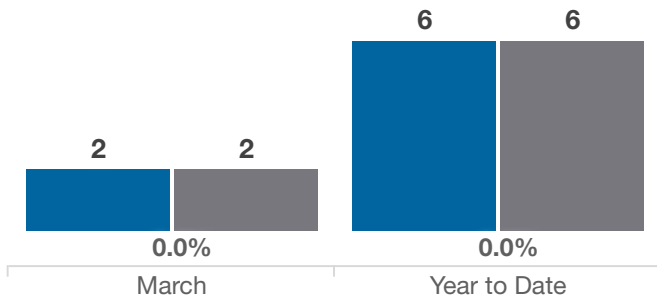
Inventory of Homes for Sale

■ 2023 ■ 2024



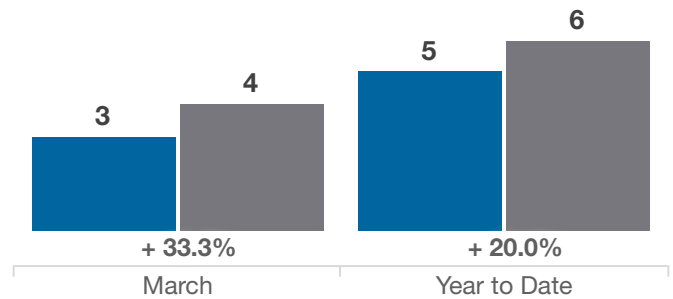
New Listings

■ 2023 ■ 2024



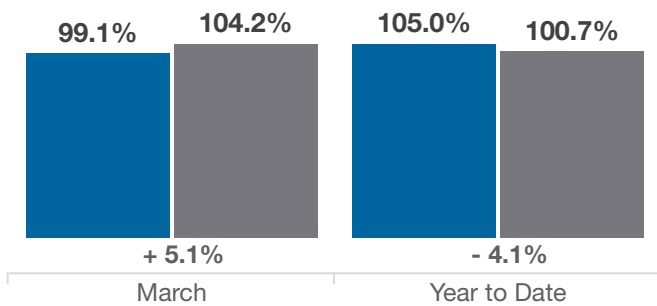
Single Family Sales

■ 2023 ■ 2024



Pct. Of Orig. List Price Received

■ 2023 ■ 2024



Condo Sales

■ 2023 ■ 2024

