

# Local Market Update – March 2024

A RESEARCH TOOL PROVIDED BY THE COLUMBUS REALTORS®  
BASED ON RESIDENTIAL LISTING DATA ONLY



## Valleyview (Corp.)

Franklin County

Key Metrics	March			Year to Date		
	2023	2024	% Change	Thru 3-2023	Thru 3-2024	% Change
Closed Sales	0	0	0.0%	0	2	—
In Contracts	0	0	0.0%	0	2	—
Average Sales Price*	—	—	—	—	\$175,000	—
Median Sales Price*	—	—	—	—	\$175,000	—
Average Price Per Square Foot*	—	—	—	—	\$119.96	—
Percent of Original List Price Received*	—	—	—	—	93.3%	—
Percent of Last List Price Received*	—	—	—	—	98.6%	—
Days on Market Until Sale	—	—	—	—	13	—
New Listings	0	0	0.0%	0	0	0.0%
Median List Price of New Listings	—	—	—	—	—	—
Median List Price at Time of Sale	—	—	—	—	\$177,500	—
Inventory of Homes for Sale	0	0	0.0%	—	—	—
Months Supply of Inventory	—	—	—	—	—	—

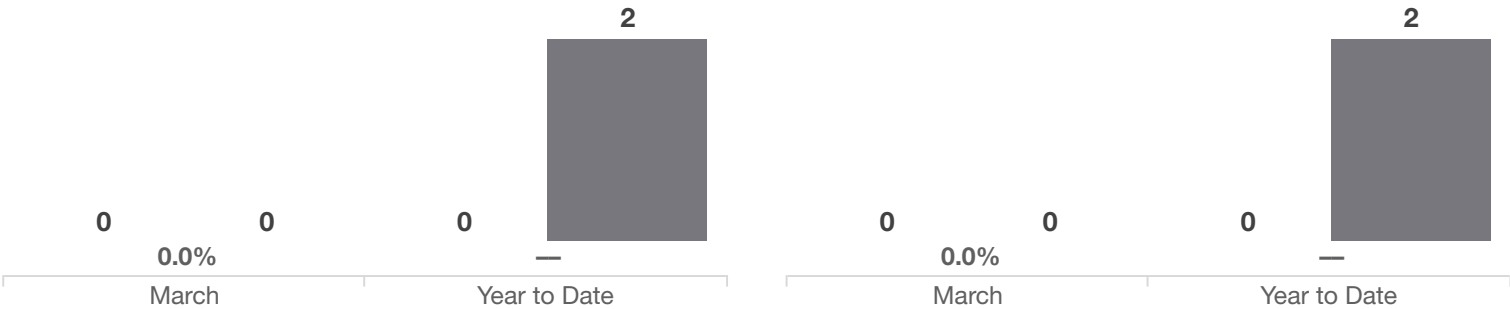
\* Does not account for sale concessions and/or downpayment assistance. | Percent changes are calculated using rounded figures and can sometimes look extreme due to small sample size.

### Closed Sales

■ 2023 ■ 2024

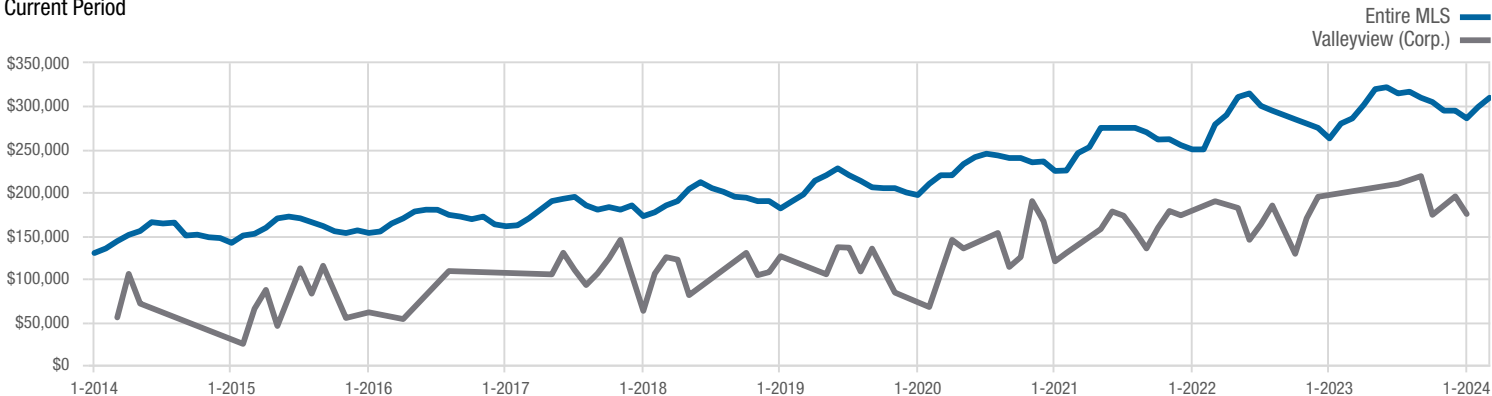
### In Contracts

■ 2023 ■ 2024



### Median Sales Price

Current Period



Each data point represents the median sales price in a given month.

# Local Market Update – March 2024

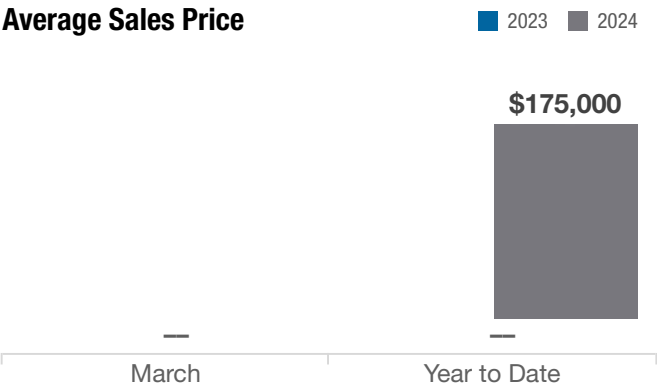
A RESEARCH TOOL PROVIDED BY THE COLUMBUS REALTORS®  
BASED ON RESIDENTIAL LISTING DATA ONLY



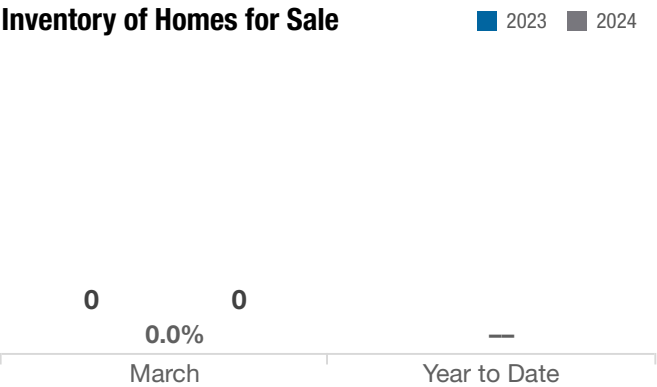
## Valleyview (Corp.)

Franklin County

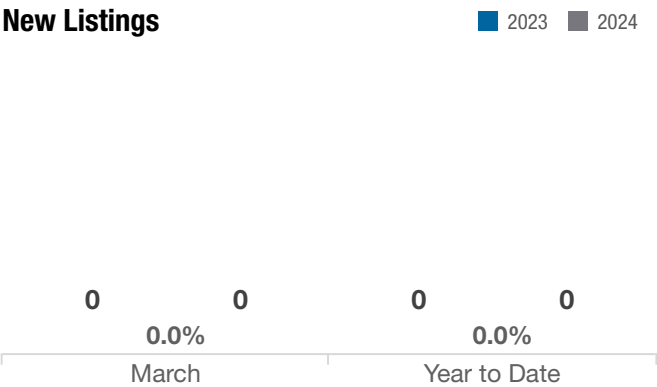
Average Sales Price



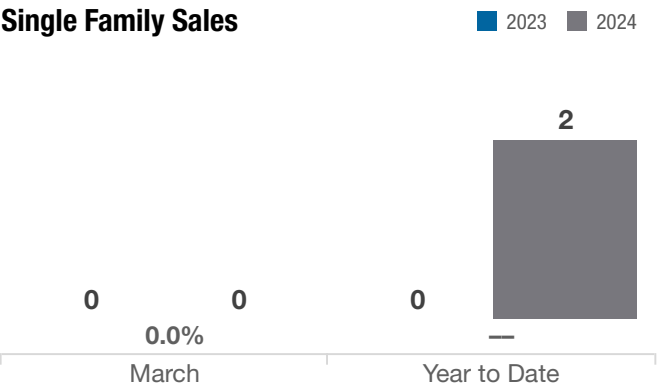
Inventory of Homes for Sale



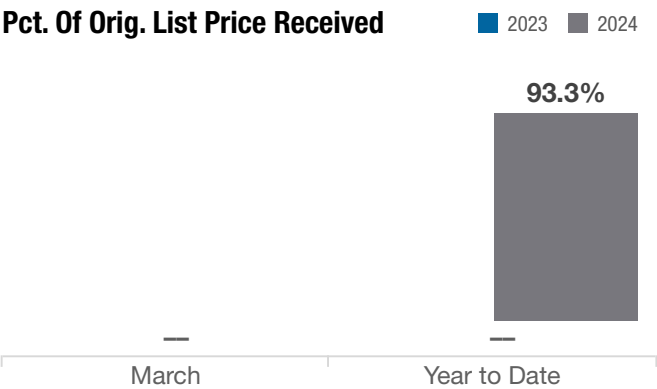
New Listings



Single Family Sales



Pct. Of Orig. List Price Received



Condo Sales

