

Local Market Update – March 2024

A RESEARCH TOOL PROVIDED BY THE COLUMBUS REALTORS®
BASED ON RESIDENTIAL LISTING DATA ONLY



Washington Court House City School District

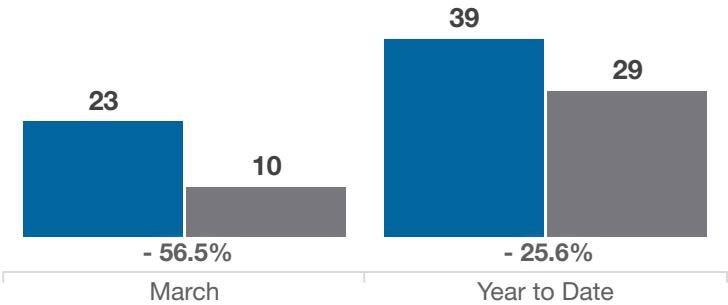
Fayette County

Key Metrics	March			Year to Date		
	2023	2024	% Change	Thru 3-2023	Thru 3-2024	% Change
Closed Sales	23	10	- 56.5%	39	29	- 25.6%
In Contracts	22	14	- 36.4%	49	44	- 10.2%
Average Sales Price*	\$137,207	\$189,732	+ 38.3%	\$153,764	\$176,890	+ 15.0%
Median Sales Price*	\$135,000	\$183,750	+ 36.1%	\$150,000	\$169,750	+ 13.2%
Average Price Per Square Foot*	\$101.19	\$136.08	+ 34.5%	\$109.50	\$140.35	+ 28.2%
Percent of Original List Price Received*	91.1%	91.8%	+ 0.8%	93.7%	92.5%	- 1.3%
Percent of Last List Price Received*	96.9%	96.0%	- 0.9%	97.6%	96.7%	- 0.9%
Days on Market Until Sale	53	27	- 49.1%	42	42	0.0%
New Listings	15	14	- 6.7%	46	43	- 6.5%
Median List Price of New Listings	\$140,300	\$196,900	+ 40.3%	\$152,200	\$189,900	+ 24.8%
Median List Price at Time of Sale	\$135,000	\$185,450	+ 37.4%	\$147,900	\$174,700	+ 18.1%
Inventory of Homes for Sale	13	15	+ 15.4%	—	—	—
Months Supply of Inventory	0.9	1.1	+ 22.2%	—	—	—

* Does not account for sale concessions and/or downpayment assistance. | Percent changes are calculated using rounded figures and can sometimes look extreme due to small sample size.

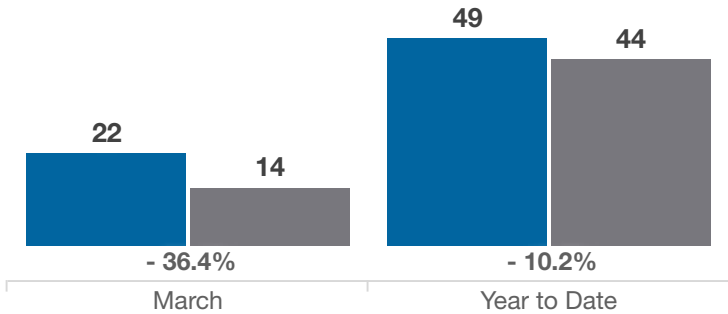
Closed Sales

■ 2023 ■ 2024



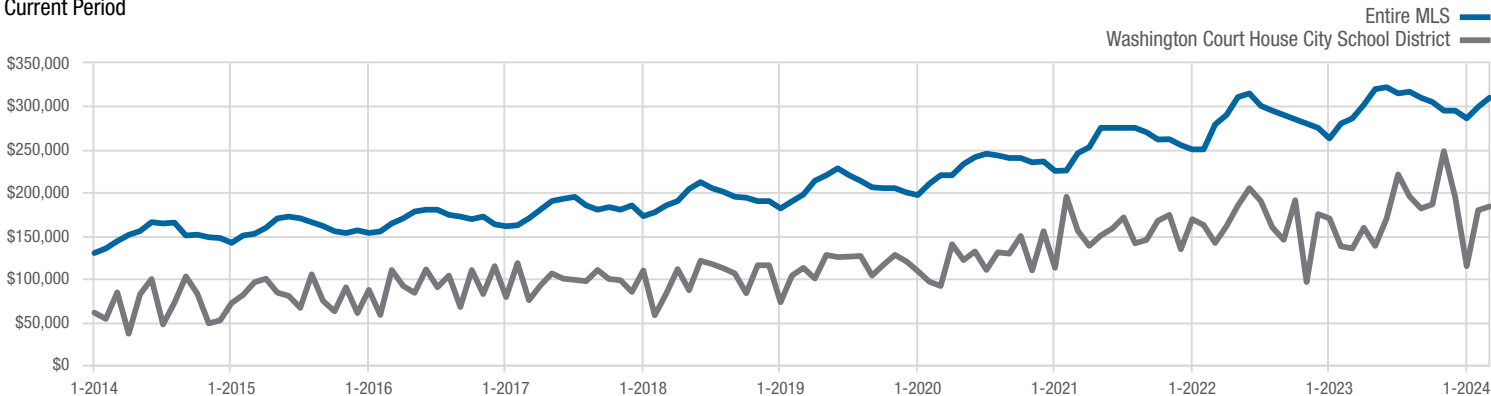
In Contracts

■ 2023 ■ 2024



Median Sales Price

Current Period



Each data point represents the median sales price in a given month.

Local Market Update – March 2024

A RESEARCH TOOL PROVIDED BY THE COLUMBUS REALTORS®
BASED ON RESIDENTIAL LISTING DATA ONLY



Washington Court House City School District

Fayette County

