

# Local Market Update – March 2024

A RESEARCH TOOL PROVIDED BY THE COLUMBUS REALTORS®  
BASED ON RESIDENTIAL LISTING DATA ONLY



## Whitehall (Corp.)

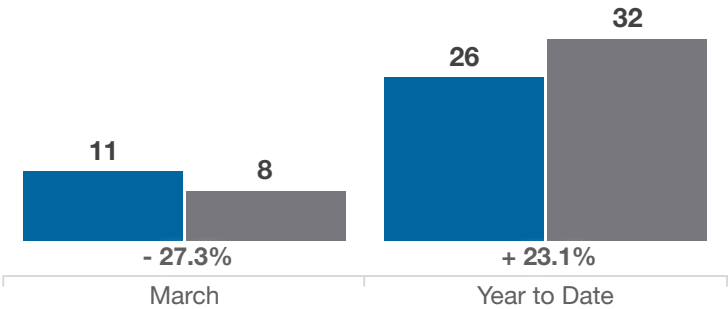
Franklin County

| Key Metrics                              | March     |           |          | Year to Date |             |          |
|--|-----------|-----------|----------|--------------|-------------|----------|
|  | 2023      | 2024      | % Change | Thru 3-2023  | Thru 3-2024 | % Change |
| Closed Sales                             | 11        | 8         | - 27.3%  | 26           | 32          | + 23.1%  |
| In Contracts                             | 14        | 15        | + 7.1%   | 31           | 42          | + 35.5%  |
| Average Sales Price*                     | \$184,045 | \$235,613 | + 28.0%  | \$170,571    | \$191,568   | + 12.3%  |
| Median Sales Price*                      | \$199,900 | \$219,500 | + 9.8%   | \$174,000    | \$198,000   | + 13.8%  |
| Average Price Per Square Foot*           | \$161.33  | \$187.11  | + 16.0%  | \$153.56     | \$166.12    | + 8.2%   |
| Percent of Original List Price Received* | 100.4%    | 99.9%     | - 0.5%   | 98.6%        | 100.6%      | + 2.0%   |
| Percent of Last List Price Received*     | 101.8%    | 99.9%     | - 1.9%   | 100.6%       | 101.0%      | + 0.4%   |
| Days on Market Until Sale                | 19        | 12        | - 36.8%  | 27           | 15          | - 44.4%  |
| New Listings                             | 11        | 16        | + 45.5%  | 29           | 47          | + 62.1%  |
| Median List Price of New Listings        | \$225,000 | \$171,450 | - 23.8%  | \$189,900    | \$209,900   | + 10.5%  |
| Median List Price at Time of Sale        | \$189,000 | \$214,900 | + 13.7%  | \$176,200    | \$202,450   | + 14.9%  |
| Inventory of Homes for Sale              | 4         | 14        | + 250.0% | —            | —           | —        |
| Months Supply of Inventory               | 0.3       | 1.2       | + 300.0% | —            | —           | —        |

\* Does not account for sale concessions and/or downpayment assistance. | Percent changes are calculated using rounded figures and can sometimes look extreme due to small sample size.

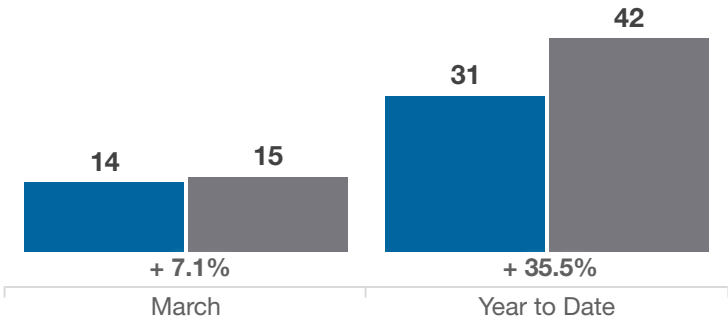
### Closed Sales

■ 2023 ■ 2024



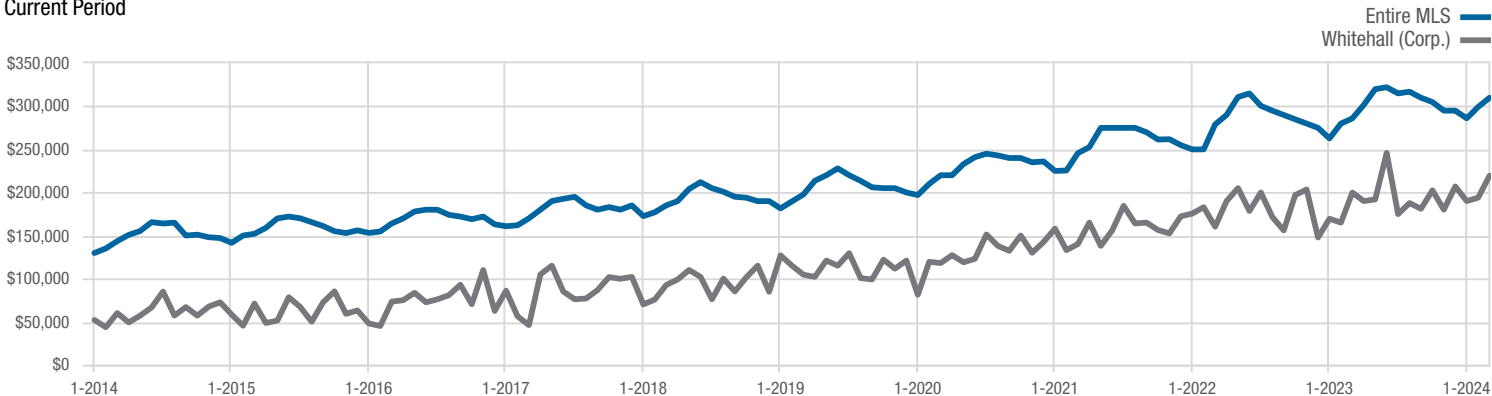
### In Contracts

■ 2023 ■ 2024



### Median Sales Price

Current Period



Each data point represents the median sales price in a given month.

# Local Market Update – March 2024

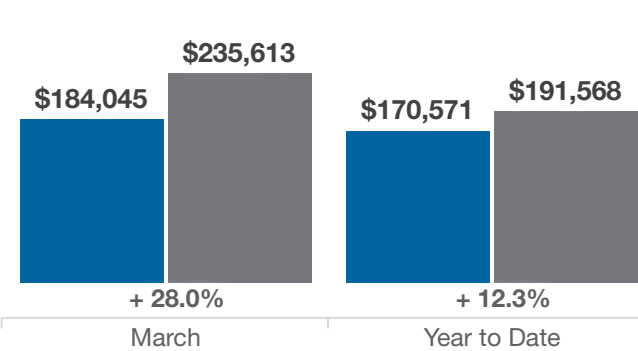
A RESEARCH TOOL PROVIDED BY THE COLUMBUS REALTORS®  
BASED ON RESIDENTIAL LISTING DATA ONLY



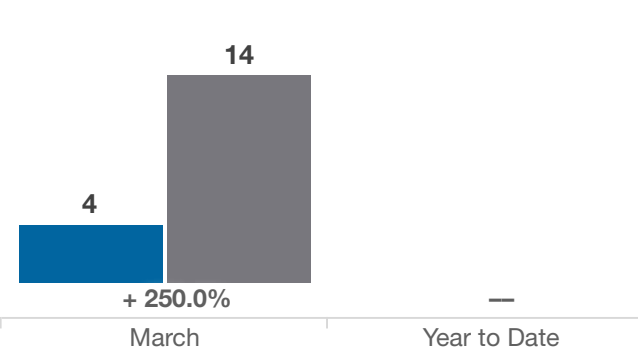
## Whitehall (Corp.)

Franklin County

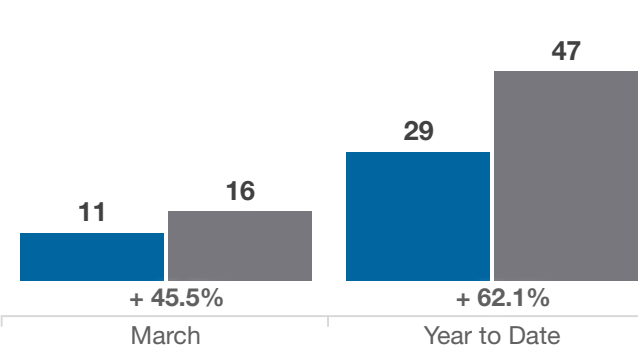
Average Sales Price



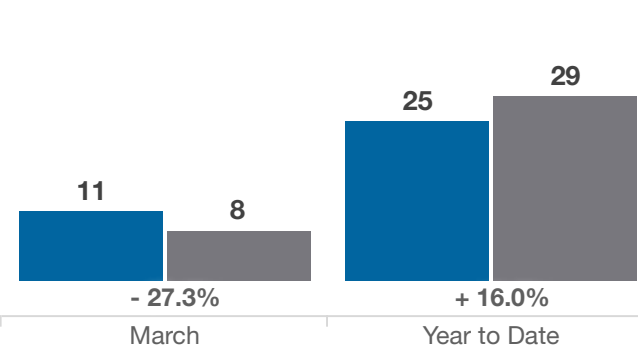
Inventory of Homes for Sale



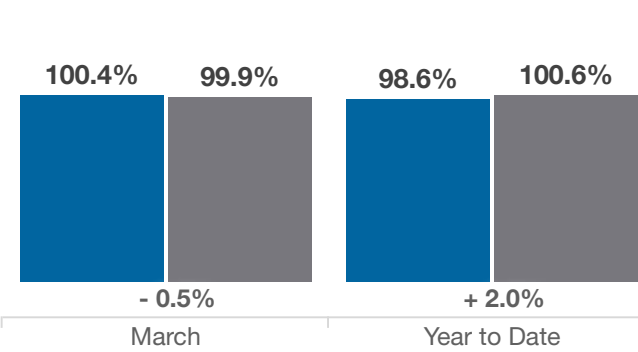
New Listings



Single Family Sales



Pct. Of Orig. List Price Received



Condo Sales

