

Local Market Update – April 2024

A RESEARCH TOOL PROVIDED BY THE COLUMBUS REALTORS®
BASED ON RESIDENTIAL LISTING DATA ONLY



Beechwold / Clintonville

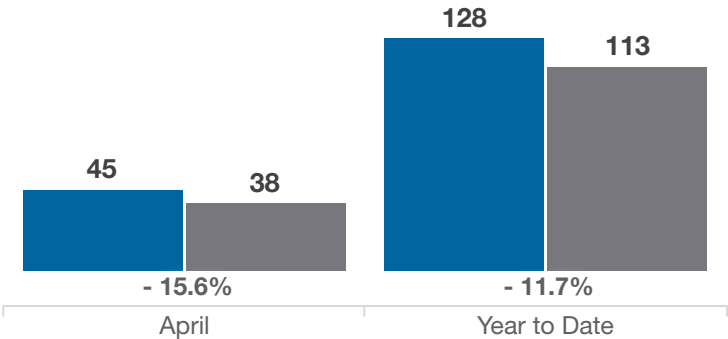
Franklin County (43214, 43202)

Key Metrics	April			Year to Date		
	2023	2024	% Change	Thru 4-2023	Thru 4-2024	% Change
Closed Sales	45	38	- 15.6%	128	113	- 11.7%
In Contracts	57	62	+ 8.8%	151	158	+ 4.6%
Average Sales Price*	\$440,122	\$427,620	- 2.8%	\$390,233	\$410,237	+ 5.1%
Median Sales Price*	\$425,500	\$404,950	- 4.8%	\$375,000	\$375,000	0.0%
Average Price Per Square Foot*	\$280.89	\$278.90	- 0.7%	\$280.79	\$283.83	+ 1.1%
Percent of Original List Price Received*	103.2%	103.0%	- 0.2%	100.5%	100.5%	0.0%
Percent of Last List Price Received*	104.1%	103.1%	- 1.0%	102.3%	101.2%	- 1.1%
Days on Market Until Sale	19	6	- 68.4%	27	17	- 37.0%
New Listings	53	64	+ 20.8%	152	166	+ 9.2%
Median List Price of New Listings	\$419,900	\$399,200	- 4.9%	\$387,750	\$377,450	- 2.7%
Median List Price at Time of Sale	\$400,000	\$405,400	+ 1.4%	\$364,000	\$375,000	+ 3.0%
Inventory of Homes for Sale	32	29	- 9.4%	—	—	—
Months Supply of Inventory	0.7	0.7	0.0%	—	—	—

* Does not account for sale concessions and/or downpayment assistance. | Percent changes are calculated using rounded figures and can sometimes look extreme due to small sample size.

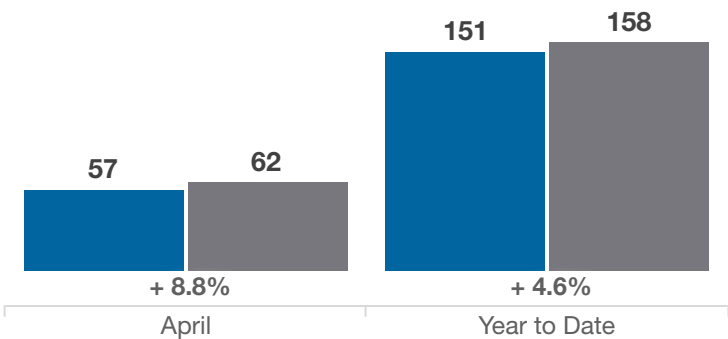
Closed Sales

■ 2023 ■ 2024



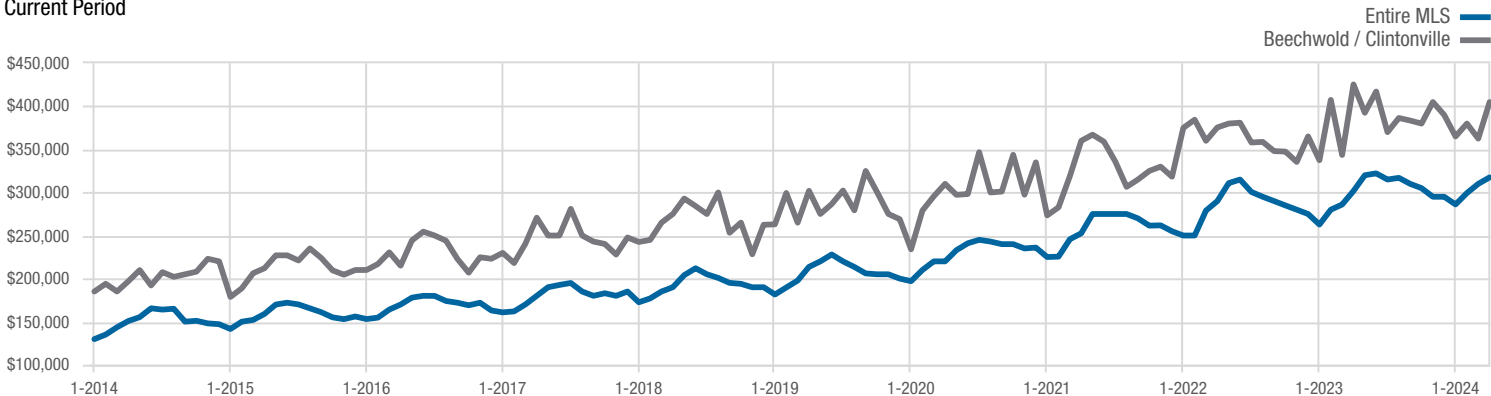
In Contracts

■ 2023 ■ 2024



Median Sales Price

Current Period



Each data point represents the median sales price in a given month.

Local Market Update – April 2024

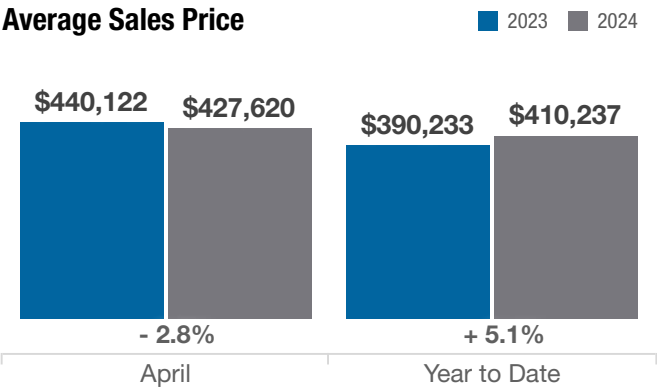
A RESEARCH TOOL PROVIDED BY THE COLUMBUS REALTORS®
BASED ON RESIDENTIAL LISTING DATA ONLY



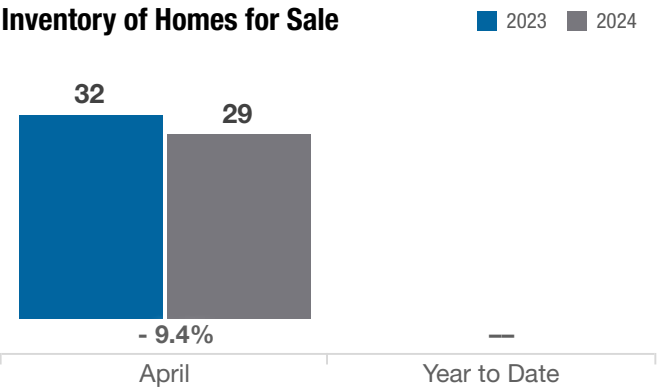
Beechwold / Clintonville

Franklin County (43214, 43202)

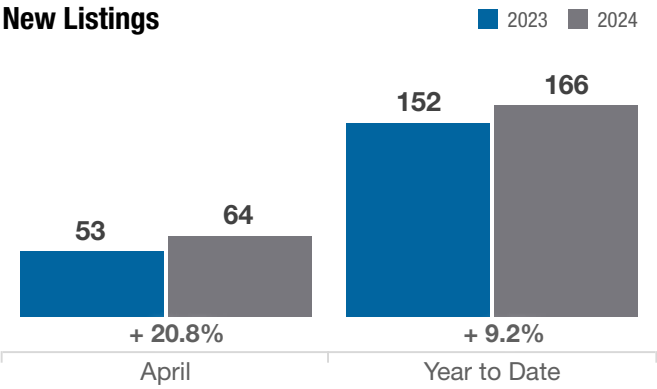
Average Sales Price



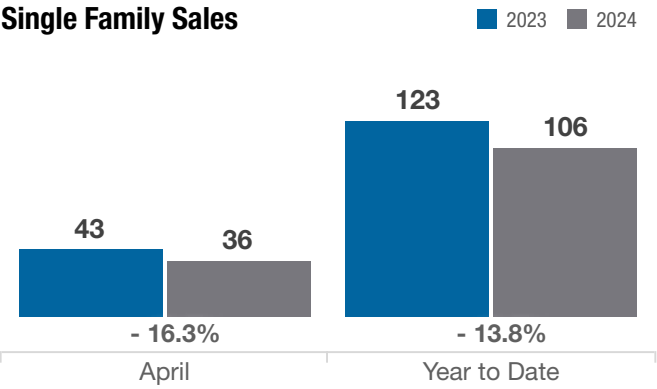
Inventory of Homes for Sale



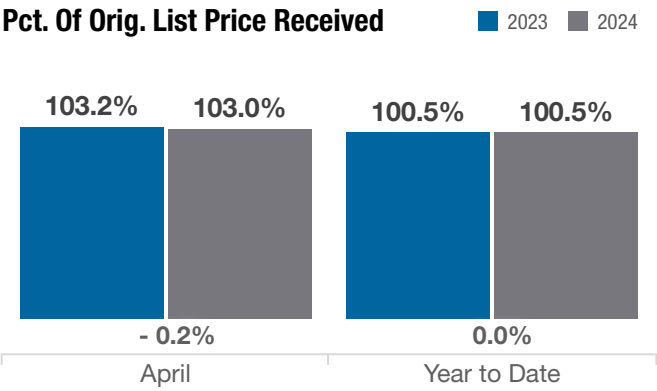
New Listings



Single Family Sales



Pct. Of Orig. List Price Received



Condo Sales

