

Local Market Update – April 2024

A RESEARCH TOOL PROVIDED BY THE COLUMBUS REALTORS®
BASED ON RESIDENTIAL LISTING DATA ONLY



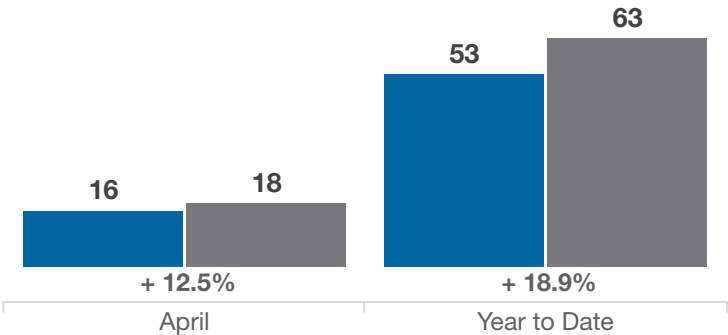
Champaign County

| Key Metrics | April | | | Year to Date | | |
|--|-----------|-----------|----------|--------------|-------------|----------|
| | 2023 | 2024 | % Change | Thru 4-2023 | Thru 4-2024 | % Change |
| Closed Sales | 16 | 18 | + 12.5% | 53 | 63 | + 18.9% |
| In Contracts | 18 | 25 | + 38.9% | 57 | 72 | + 26.3% |
| Average Sales Price* | \$285,613 | \$369,853 | + 29.5% | \$227,975 | \$298,692 | + 31.0% |
| Median Sales Price* | \$282,500 | \$208,000 | - 26.4% | \$210,000 | \$219,000 | + 4.3% |
| Average Price Per Square Foot* | \$180.18 | \$178.86 | - 0.7% | \$148.91 | \$168.89 | + 13.4% |
| Percent of Original List Price Received* | 97.9% | 95.1% | - 2.9% | 95.3% | 94.9% | - 0.4% |
| Percent of Last List Price Received* | 99.9% | 97.5% | - 2.4% | 97.9% | 97.5% | - 0.4% |
| Days on Market Until Sale | 36 | 54 | + 50.0% | 45 | 42 | - 6.7% |
| New Listings | 16 | 16 | 0.0% | 55 | 61 | + 10.9% |
| Median List Price of New Listings | \$207,000 | \$249,900 | + 20.7% | \$244,900 | \$215,000 | - 12.2% |
| Median List Price at Time of Sale | \$286,950 | \$202,450 | - 29.4% | \$217,500 | \$220,000 | + 1.1% |
| Inventory of Homes for Sale | 20 | 13 | - 35.0% | — | — | — |
| Months Supply of Inventory | 1.2 | 0.7 | - 41.7% | — | — | — |

* Does not account for sale concessions and/or downpayment assistance. | Percent changes are calculated using rounded figures and can sometimes look extreme due to small sample size.

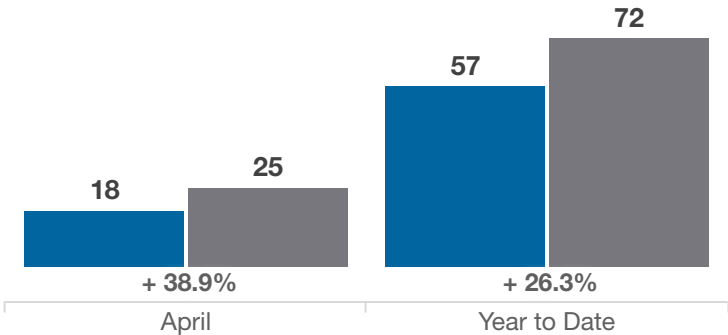
Closed Sales

■ 2023 ■ 2024



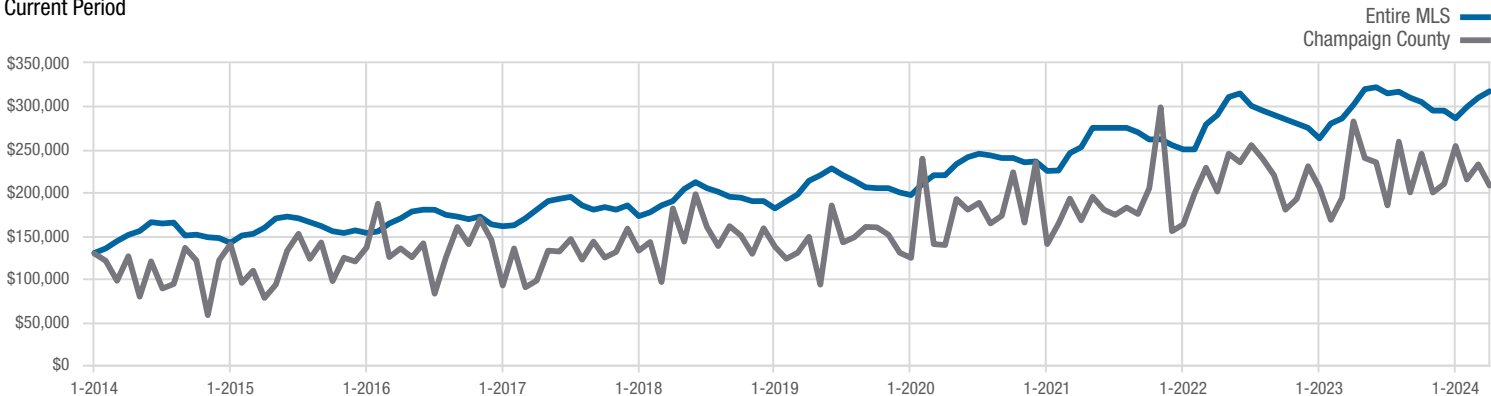
In Contracts

■ 2023 ■ 2024



Median Sales Price

Current Period



Each data point represents the median sales price in a given month.

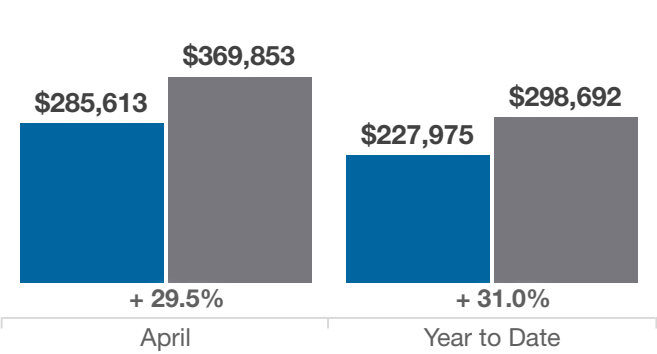
Local Market Update – April 2024

A RESEARCH TOOL PROVIDED BY THE COLUMBUS REALTORS®
BASED ON RESIDENTIAL LISTING DATA ONLY

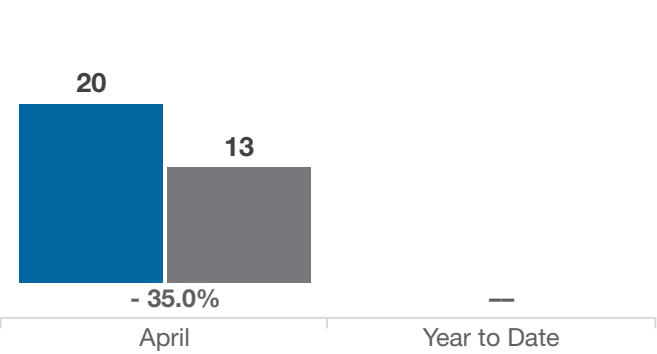


Champaign County

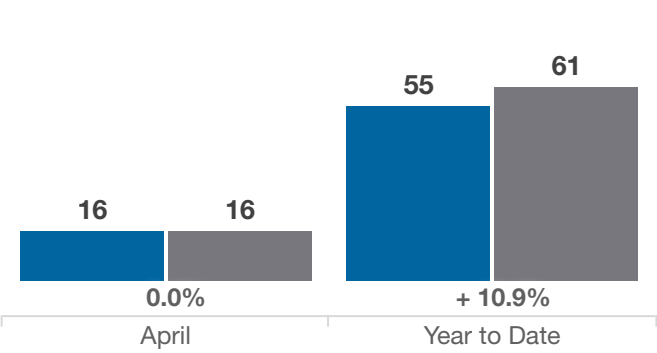
Average Sales Price



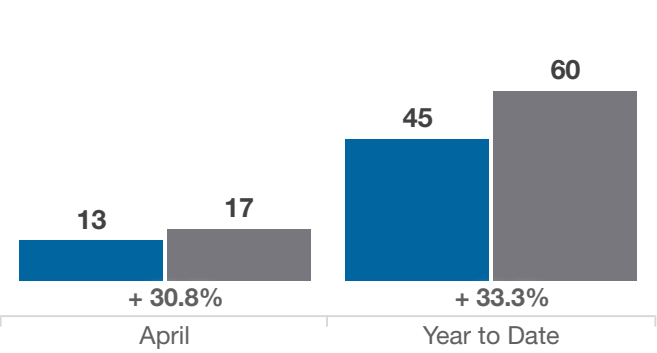
Inventory of Homes for Sale



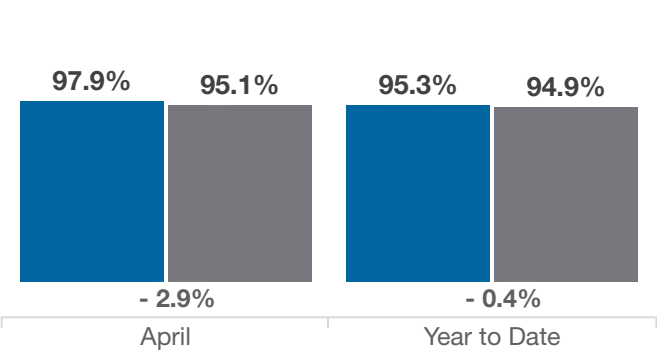
New Listings



Single Family Sales



Pct. Of Orig. List Price Received



Condo Sales

