

Local Market Update – April 2024

A RESEARCH TOOL PROVIDED BY THE COLUMBUS REALTORS®
BASED ON RESIDENTIAL LISTING DATA ONLY



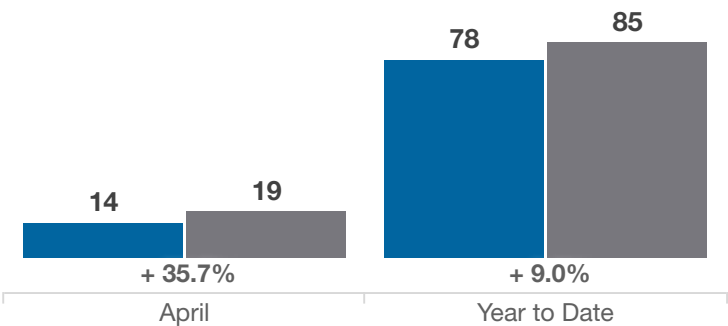
Clark County

| Key Metrics | April | | | Year to Date | | |
|--|-----------|-----------|----------|--------------|-------------|----------|
| | 2023 | 2024 | % Change | Thru 4-2023 | Thru 4-2024 | % Change |
| Closed Sales | 14 | 19 | + 35.7% | 78 | 85 | + 9.0% |
| In Contracts | 27 | 23 | - 14.8% | 95 | 106 | + 11.6% |
| Average Sales Price* | \$238,207 | \$240,247 | + 0.9% | \$195,981 | \$223,108 | + 13.8% |
| Median Sales Price* | \$211,000 | \$189,900 | - 10.0% | \$173,750 | \$201,950 | + 16.2% |
| Average Price Per Square Foot* | \$144.52 | \$137.56 | - 4.8% | \$136.18 | \$138.28 | + 1.5% |
| Percent of Original List Price Received* | 97.2% | 92.4% | - 4.9% | 95.0% | 95.8% | + 0.8% |
| Percent of Last List Price Received* | 98.7% | 93.5% | - 5.3% | 97.8% | 97.3% | - 0.5% |
| Days on Market Until Sale | 28 | 46 | + 64.3% | 38 | 33 | - 13.2% |
| New Listings | 19 | 23 | + 21.1% | 88 | 108 | + 22.7% |
| Median List Price of New Listings | \$175,000 | \$225,000 | + 28.6% | \$177,450 | \$219,450 | + 23.7% |
| Median List Price at Time of Sale | \$219,900 | \$189,900 | - 13.6% | \$177,400 | \$199,950 | + 12.7% |
| Inventory of Homes for Sale | 21 | 34 | + 61.9% | — | — | — |
| Months Supply of Inventory | 0.9 | 1.4 | + 55.6% | — | — | — |

* Does not account for sale concessions and/or downpayment assistance. | Percent changes are calculated using rounded figures and can sometimes look extreme due to small sample size.

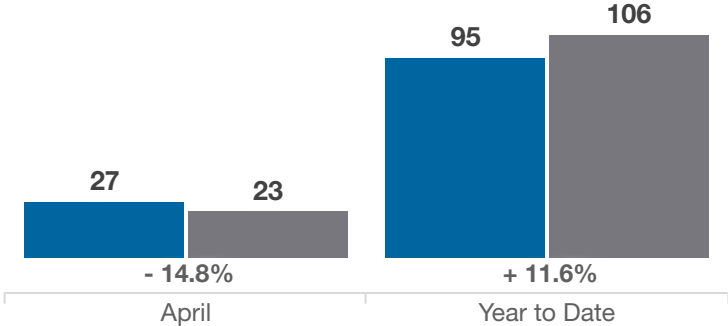
Closed Sales

■ 2023 ■ 2024



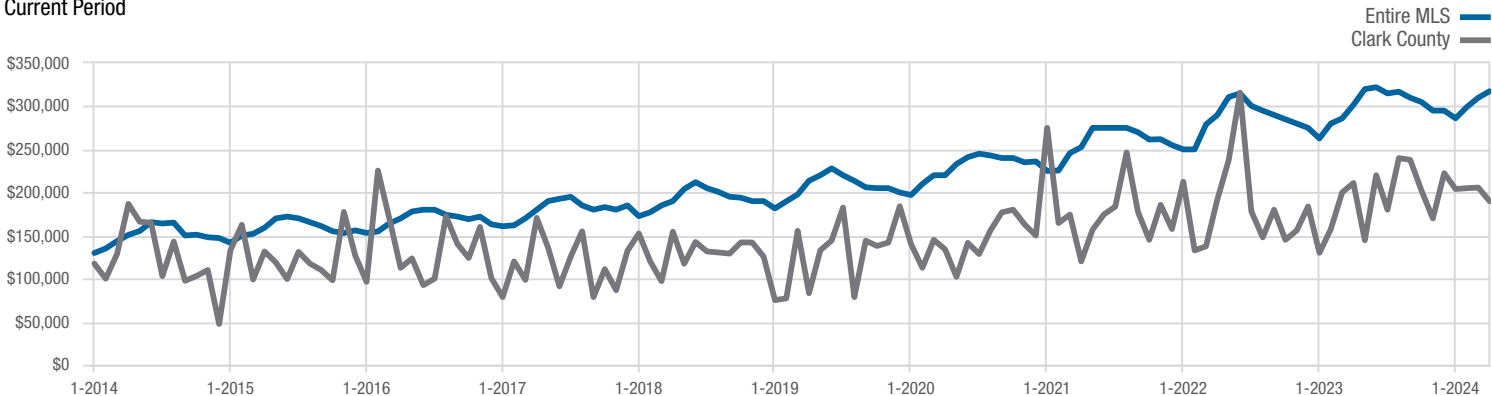
In Contracts

■ 2023 ■ 2024



Median Sales Price

Current Period



Each data point represents the median sales price in a given month.

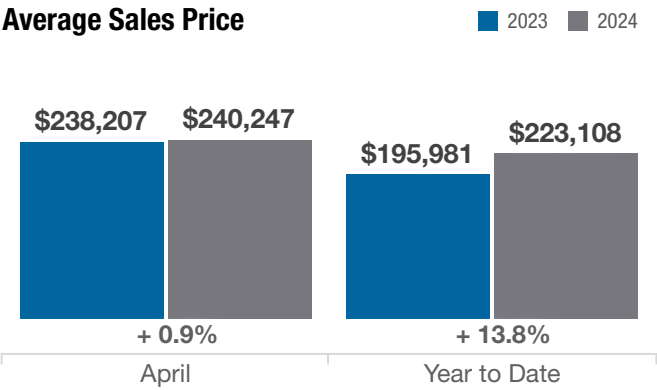
Local Market Update – April 2024

A RESEARCH TOOL PROVIDED BY THE COLUMBUS REALTORS®
BASED ON RESIDENTIAL LISTING DATA ONLY

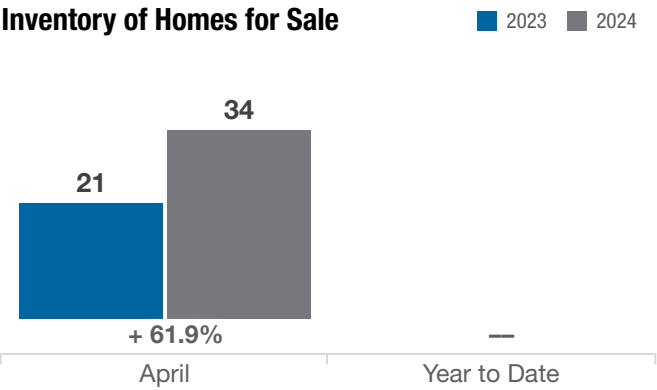


Clark County

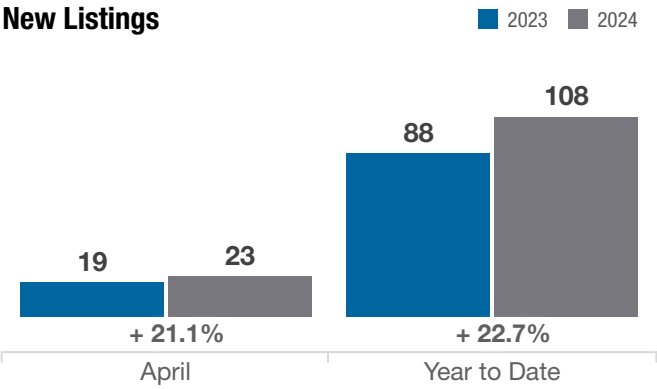
Average Sales Price



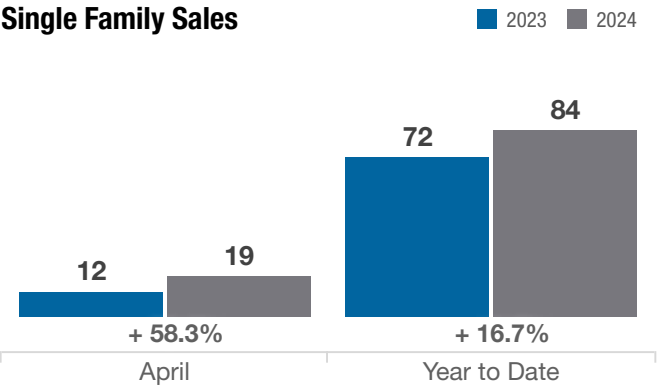
Inventory of Homes for Sale



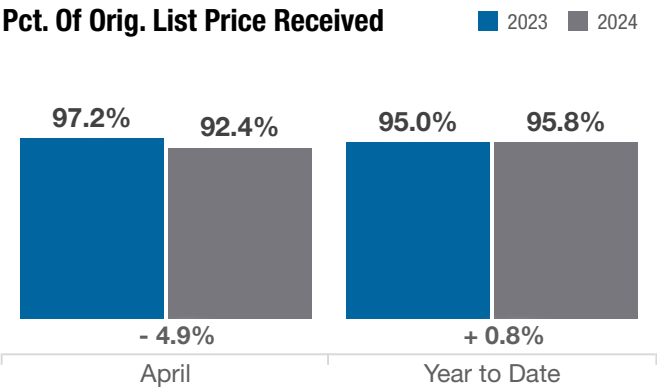
New Listings



Single Family Sales



Pct. Of Orig. List Price Received



Condo Sales

