

# Local Market Update – April 2024

A RESEARCH TOOL PROVIDED BY THE COLUMBUS REALTORS®  
BASED ON RESIDENTIAL LISTING DATA ONLY



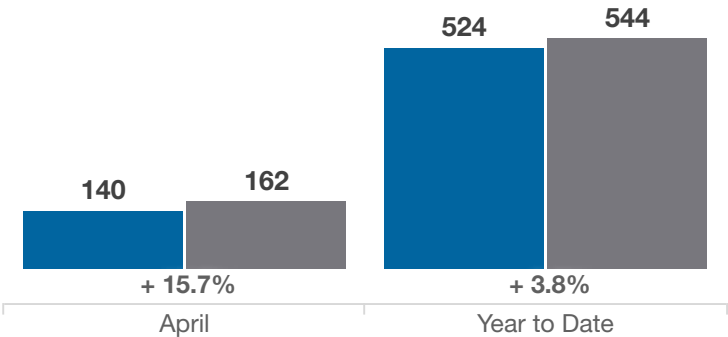
## Fairfield County

Key Metrics	April			Year to Date		
	2023	2024	% Change	Thru 4-2023	Thru 4-2024	% Change
Closed Sales	140	162	+ 15.7%	524	544	+ 3.8%
In Contracts	184	203	+ 10.3%	607	646	+ 6.4%
Average Sales Price*	\$334,593	\$353,949	+ 5.8%	\$326,139	\$353,162	+ 8.3%
Median Sales Price*	\$327,500	\$339,950	+ 3.8%	\$307,500	\$330,000	+ 7.3%
Average Price Per Square Foot*	\$174.96	\$191.64	+ 9.5%	\$167.95	\$184.10	+ 9.6%
Percent of Original List Price Received*	100.0%	99.3%	- 0.7%	97.9%	97.2%	- 0.7%
Percent of Last List Price Received*	101.1%	100.3%	- 0.8%	99.7%	99.1%	- 0.6%
Days on Market Until Sale	22	26	+ 18.2%	27	36	+ 33.3%
New Listings	187	235	+ 25.7%	611	694	+ 13.6%
Median List Price of New Listings	\$309,999	\$343,000	+ 10.6%	\$315,000	\$334,888	+ 6.3%
Median List Price at Time of Sale	\$329,500	\$336,450	+ 2.1%	\$299,999	\$335,000	+ 11.7%
Inventory of Homes for Sale	137	203	+ 48.2%	—	—	—
Months Supply of Inventory	0.8	1.3	+ 62.5%	—	—	—

\* Does not account for sale concessions and/or downpayment assistance. | Percent changes are calculated using rounded figures and can sometimes look extreme due to small sample size.

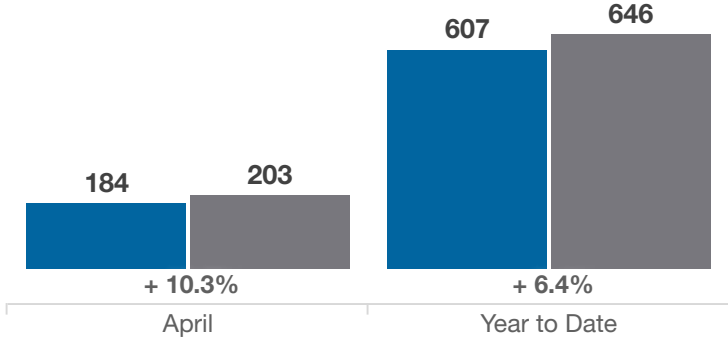
### Closed Sales

■ 2023 ■ 2024



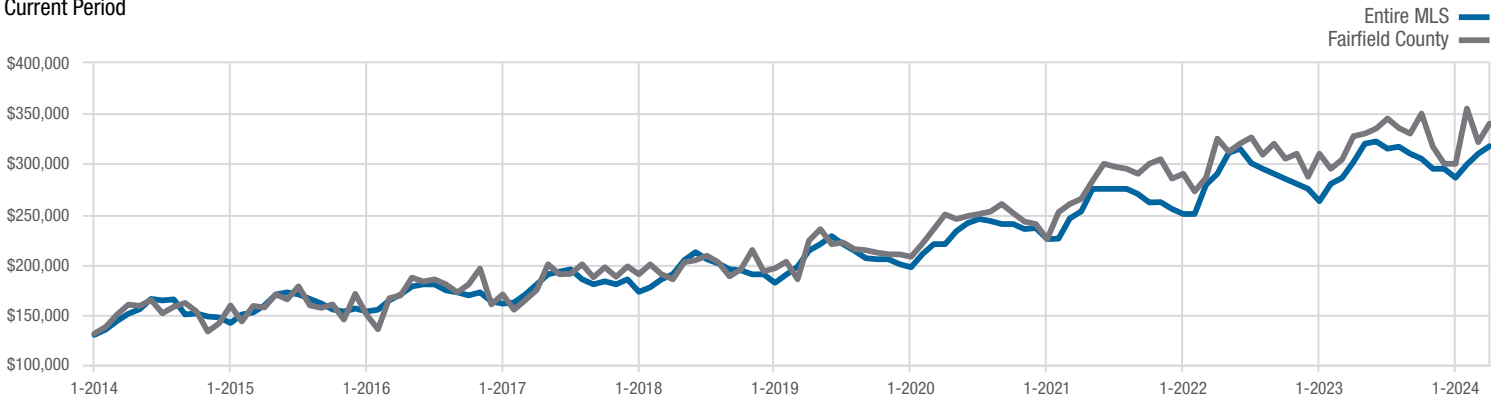
### In Contracts

■ 2023 ■ 2024



### Median Sales Price

Current Period



Each data point represents the median sales price in a given month.

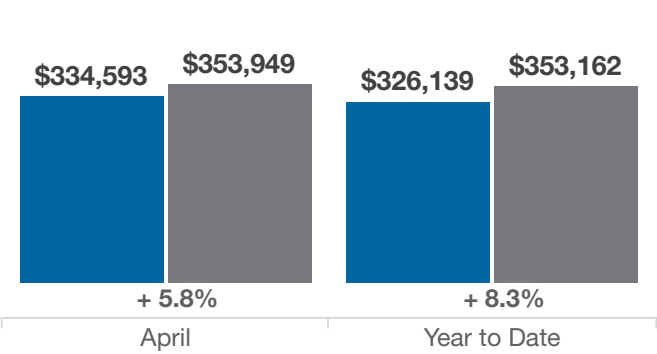
# Local Market Update – April 2024

A RESEARCH TOOL PROVIDED BY THE COLUMBUS REALTORS®  
BASED ON RESIDENTIAL LISTING DATA ONLY

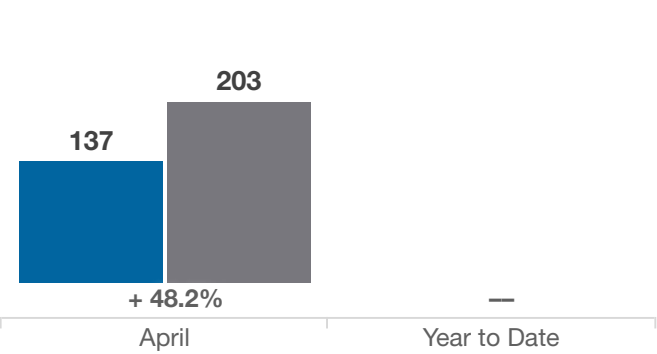


## Fairfield County

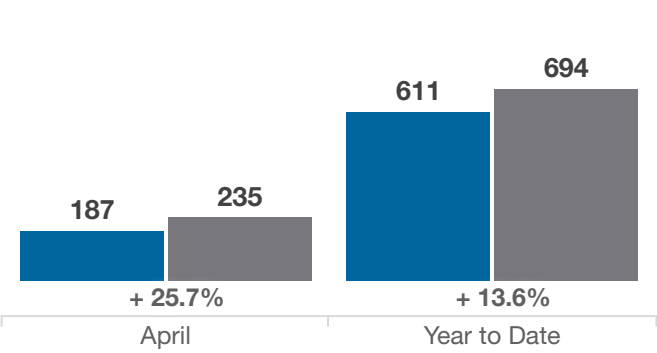
Average Sales Price



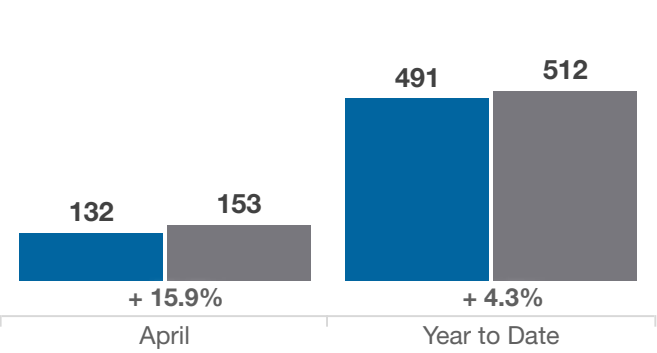
Inventory of Homes for Sale



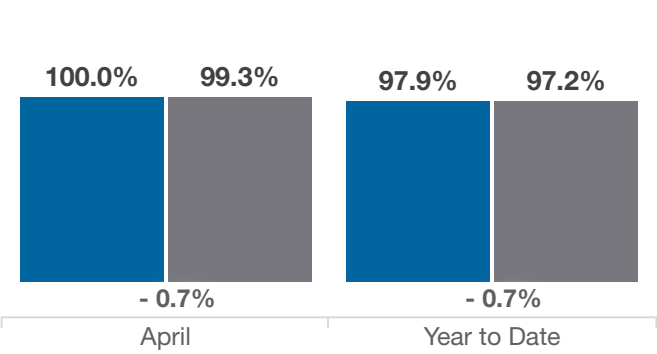
New Listings



Single Family Sales



Pct. Of Orig. List Price Received



Condo Sales

