

# Local Market Update – April 2024

A RESEARCH TOOL PROVIDED BY THE COLUMBUS REALTORS®  
BASED ON RESIDENTIAL LISTING DATA ONLY



## Gahanna Jefferson City School District

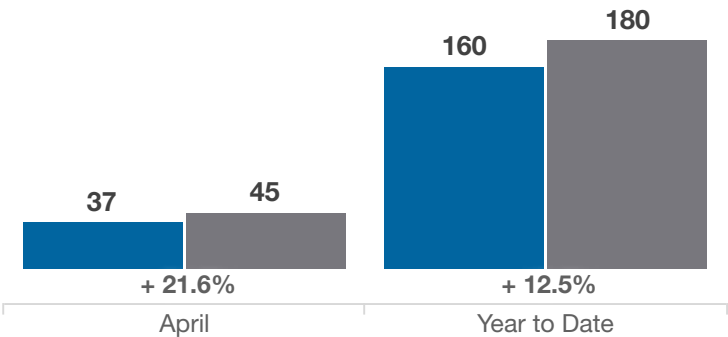
Franklin County

Key Metrics	April			Year to Date		
	2023	2024	% Change	Thru 4-2023	Thru 4-2024	% Change
Closed Sales	37	45	+ 21.6%	160	180	+ 12.5%
In Contracts	70	64	- 8.6%	191	206	+ 7.9%
Average Sales Price*	\$412,016	\$444,803	+ 8.0%	\$401,722	\$452,328	+ 12.6%
Median Sales Price*	\$375,000	\$420,000	+ 12.0%	\$351,500	\$390,000	+ 11.0%
Average Price Per Square Foot*	\$220.51	\$218.67	- 0.8%	\$200.41	\$215.95	+ 7.8%
Percent of Original List Price Received*	103.1%	100.6%	- 2.4%	100.2%	99.1%	- 1.1%
Percent of Last List Price Received*	104.7%	101.2%	- 3.3%	101.4%	100.1%	- 1.3%
Days on Market Until Sale	21	22	+ 4.8%	24	24	0.0%
New Listings	67	62	- 7.5%	195	199	+ 2.1%
Median List Price of New Listings	\$385,000	\$447,450	+ 16.2%	\$356,000	\$400,000	+ 12.4%
Median List Price at Time of Sale	\$349,900	\$399,900	+ 14.3%	\$349,900	\$380,000	+ 8.6%
Inventory of Homes for Sale	33	38	+ 15.2%	—	—	—
Months Supply of Inventory	0.6	0.7	+ 16.7%	—	—	—

\* Does not account for sale concessions and/or downpayment assistance. | Percent changes are calculated using rounded figures and can sometimes look extreme due to small sample size.

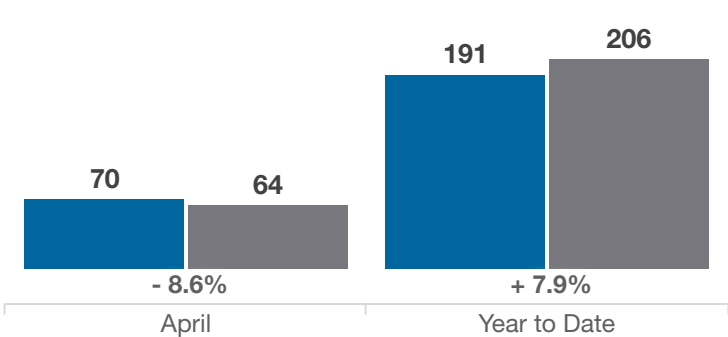
### Closed Sales

■ 2023 ■ 2024



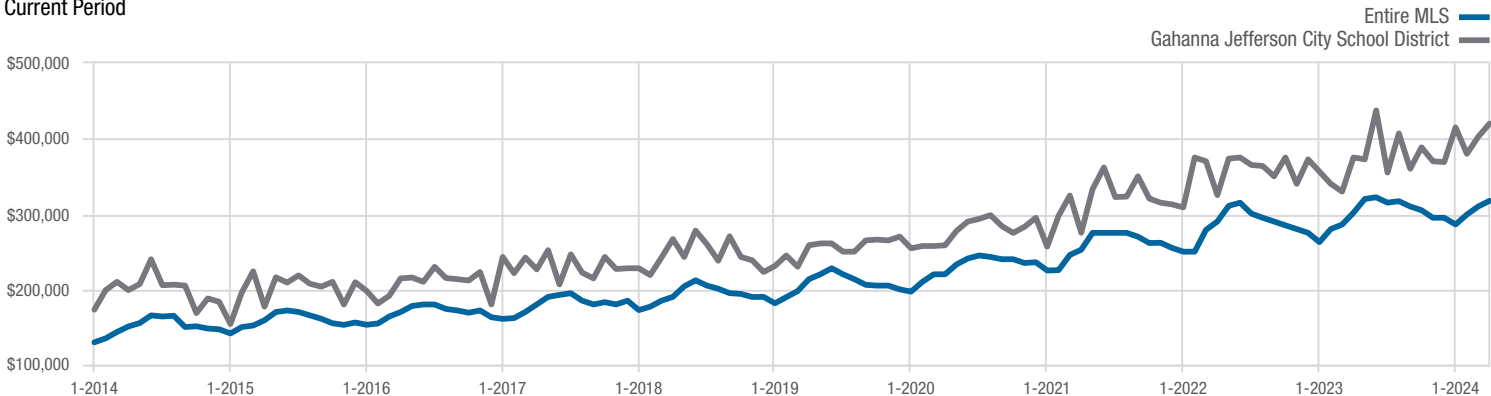
### In Contracts

■ 2023 ■ 2024



### Median Sales Price

Current Period



Each data point represents the median sales price in a given month.

# Local Market Update – April 2024

A RESEARCH TOOL PROVIDED BY THE COLUMBUS REALTORS®  
BASED ON RESIDENTIAL LISTING DATA ONLY



## Gahanna Jefferson City School District

Franklin County

