

Local Market Update – April 2024

A RESEARCH TOOL PROVIDED BY THE COLUMBUS REALTORS®
BASED ON RESIDENTIAL LISTING DATA ONLY



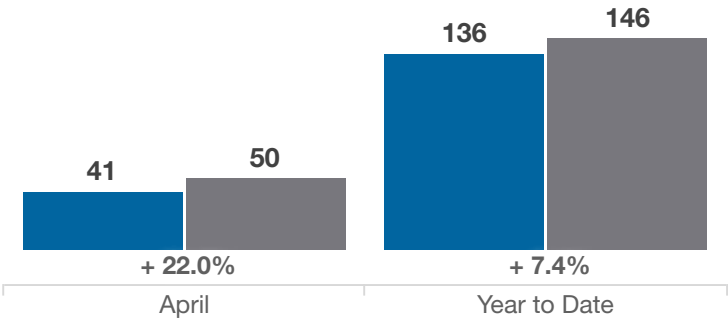
Knox County

Key Metrics	April			Year to Date		
	2023	2024	% Change	Thru 4-2023	Thru 4-2024	% Change
Closed Sales	41	50	+ 22.0%	136	146	+ 7.4%
In Contracts	58	59	+ 1.7%	182	174	- 4.4%
Average Sales Price*	\$301,996	\$306,510	+ 1.5%	\$271,713	\$304,390	+ 12.0%
Median Sales Price*	\$235,000	\$279,950	+ 19.1%	\$236,500	\$267,750	+ 13.2%
Average Price Per Square Foot*	\$190.20	\$186.28	- 2.1%	\$170.81	\$184.48	+ 8.0%
Percent of Original List Price Received*	99.3%	96.3%	- 3.0%	97.5%	96.6%	- 0.9%
Percent of Last List Price Received*	100.2%	99.3%	- 0.9%	99.1%	99.1%	0.0%
Days on Market Until Sale	34	44	+ 29.4%	31	44	+ 41.9%
New Listings	65	75	+ 15.4%	194	191	- 1.5%
Median List Price of New Listings	\$259,900	\$349,900	+ 34.6%	\$249,900	\$319,500	+ 27.9%
Median List Price at Time of Sale	\$239,900	\$282,339	+ 17.7%	\$239,700	\$269,500	+ 12.4%
Inventory of Homes for Sale	51	73	+ 43.1%	—	—	—
Months Supply of Inventory	1.0	1.5	+ 50.0%	—	—	—

* Does not account for sale concessions and/or downpayment assistance. | Percent changes are calculated using rounded figures and can sometimes look extreme due to small sample size.

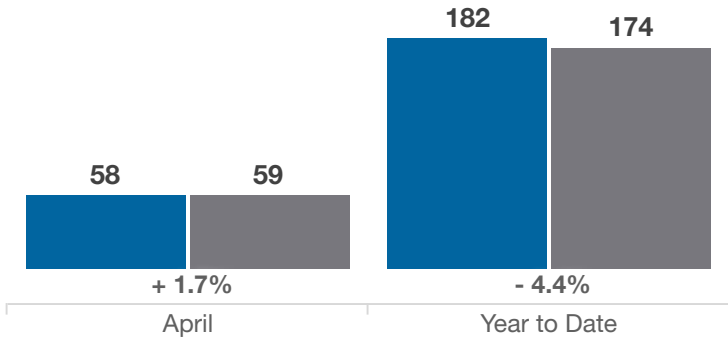
Closed Sales

■ 2023 ■ 2024



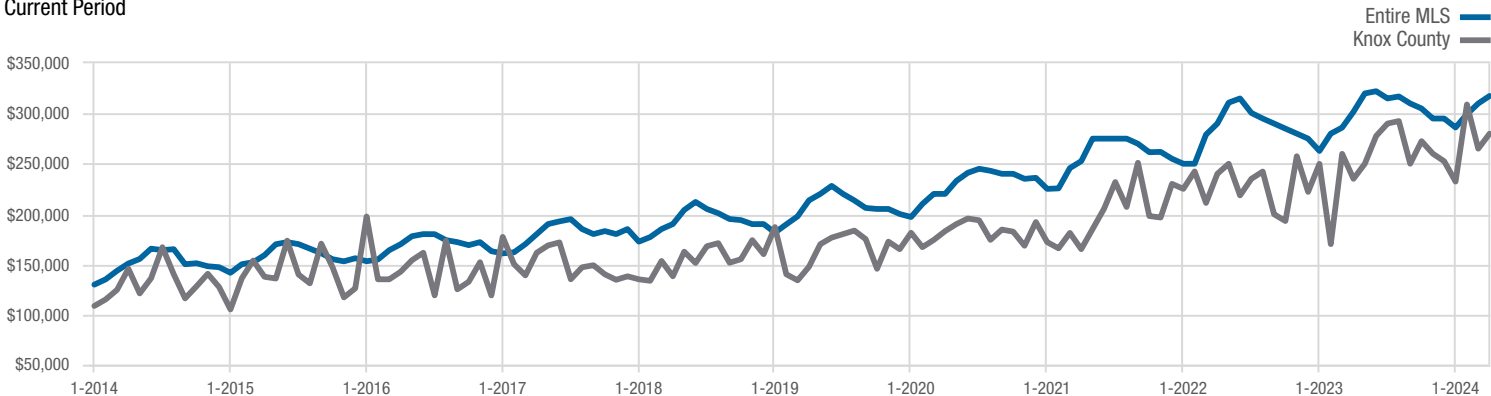
In Contracts

■ 2023 ■ 2024



Median Sales Price

Current Period



Each data point represents the median sales price in a given month.

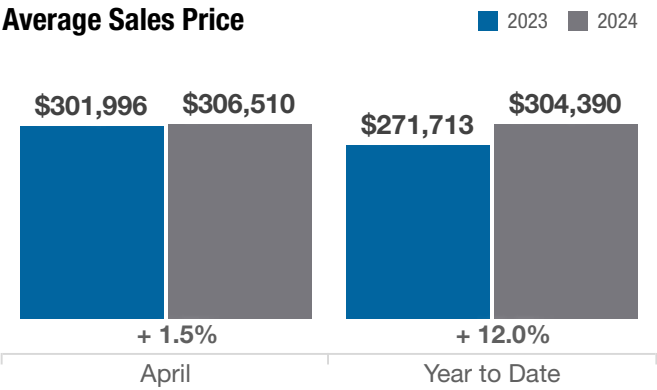
Local Market Update – April 2024

A RESEARCH TOOL PROVIDED BY THE COLUMBUS REALTORS®
BASED ON RESIDENTIAL LISTING DATA ONLY

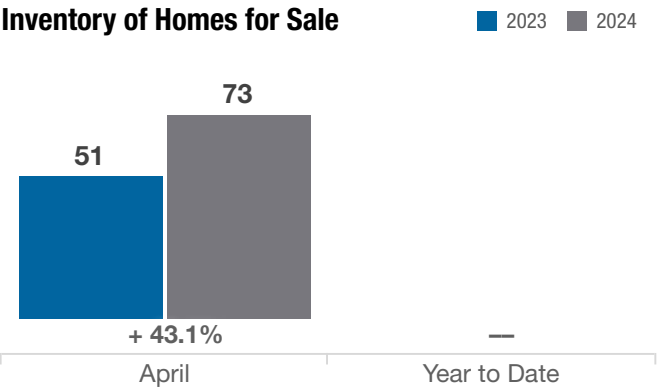


Knox County

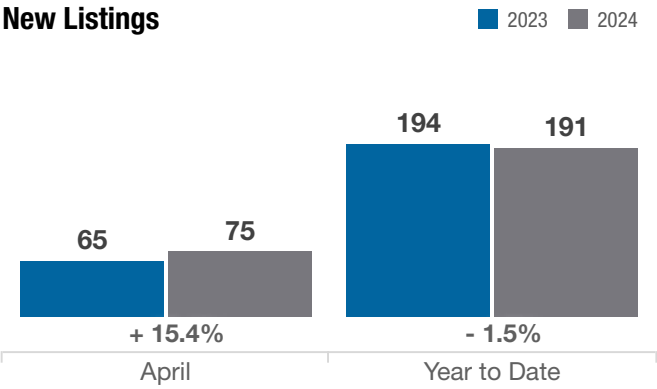
Average Sales Price



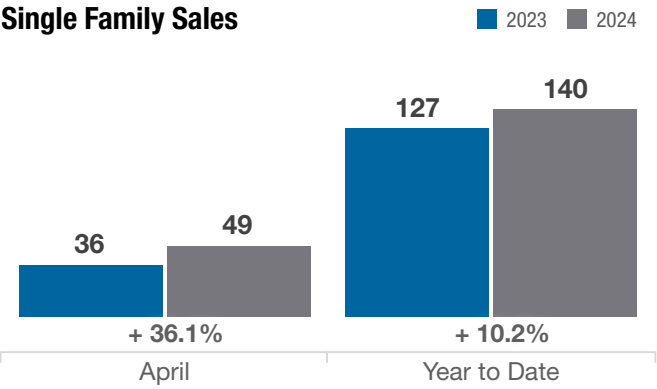
Inventory of Homes for Sale



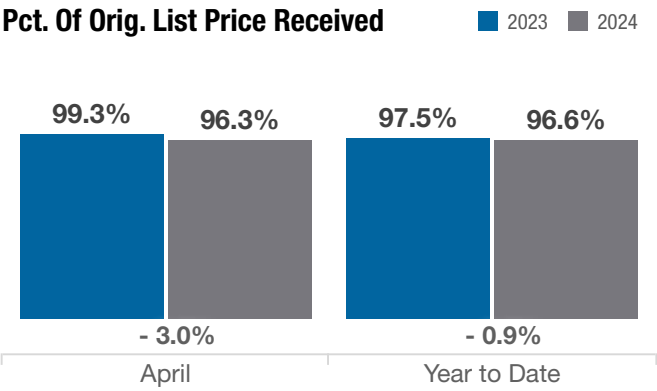
New Listings



Single Family Sales



Pct. Of Orig. List Price Received



Condo Sales

