

# Local Market Update – April 2024

A RESEARCH TOOL PROVIDED BY THE COLUMBUS REALTORS®  
BASED ON RESIDENTIAL LISTING DATA ONLY



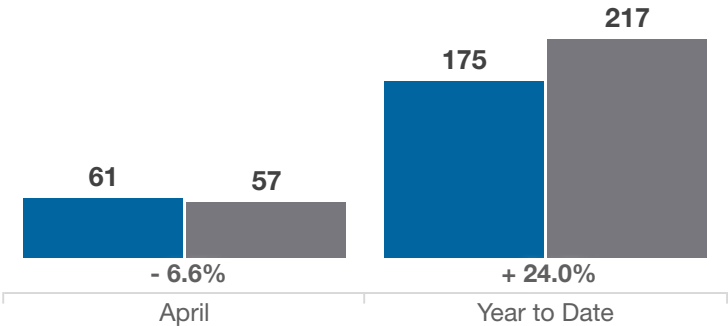
## Marion County

Key Metrics	April			Year to Date		
	2023	2024	% Change	Thru 4-2023	Thru 4-2024	% Change
Closed Sales	61	57	- 6.6%	175	217	+ 24.0%
In Contracts	76	82	+ 7.9%	219	247	+ 12.8%
Average Sales Price*	\$175,758	\$173,635	- 1.2%	\$165,457	\$173,745	+ 5.0%
Median Sales Price*	\$140,000	\$160,000	+ 14.3%	\$138,000	\$160,000	+ 15.9%
Average Price Per Square Foot*	\$111.94	\$118.42	+ 5.8%	\$108.64	\$114.17	+ 5.1%
Percent of Original List Price Received*	95.6%	95.1%	- 0.5%	95.5%	93.8%	- 1.8%
Percent of Last List Price Received*	98.0%	98.0%	0.0%	97.8%	97.3%	- 0.5%
Days on Market Until Sale	34	21	- 38.2%	37	29	- 21.6%
New Listings	49	77	+ 57.1%	196	245	+ 25.0%
Median List Price of New Listings	\$180,000	\$209,000	+ 16.1%	\$157,000	\$170,000	+ 8.3%
Median List Price at Time of Sale	\$139,500	\$164,900	+ 18.2%	\$139,900	\$159,900	+ 14.3%
Inventory of Homes for Sale	42	64	+ 52.4%	—	—	—
Months Supply of Inventory	0.8	1.1	+ 37.5%	—	—	—

\* Does not account for sale concessions and/or downpayment assistance. | Percent changes are calculated using rounded figures and can sometimes look extreme due to small sample size.

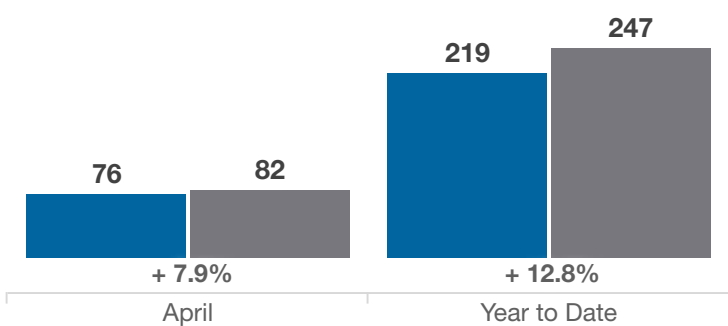
### Closed Sales

■ 2023 ■ 2024



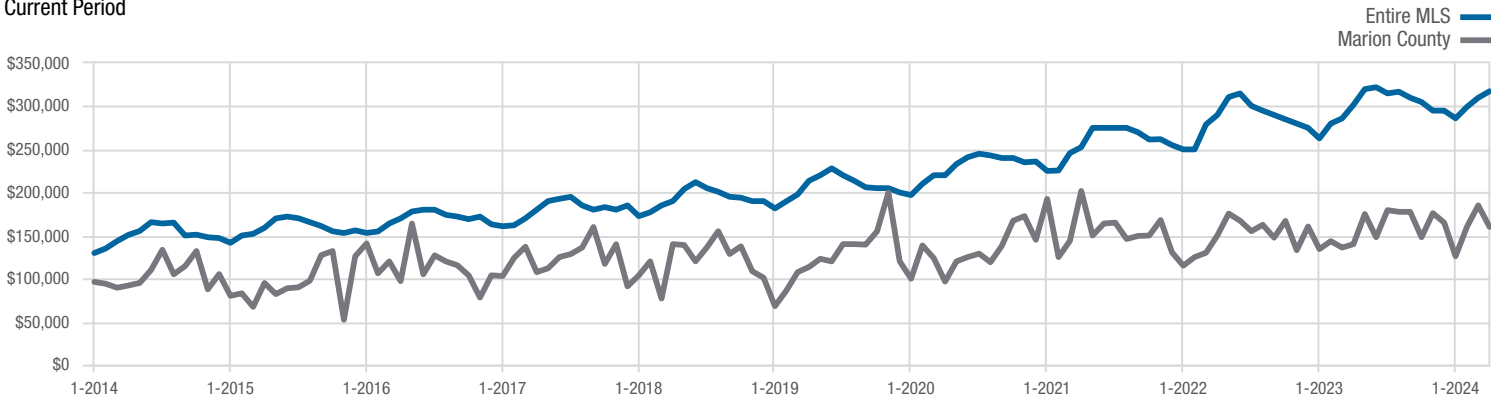
### In Contracts

■ 2023 ■ 2024



### Median Sales Price

Current Period



Each data point represents the median sales price in a given month.

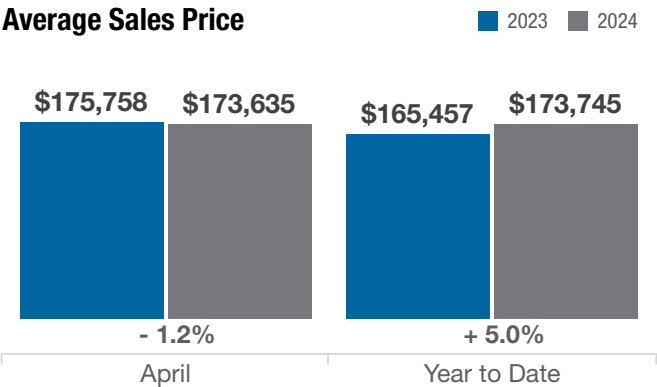
# Local Market Update – April 2024

A RESEARCH TOOL PROVIDED BY THE COLUMBUS REALTORS®  
BASED ON RESIDENTIAL LISTING DATA ONLY

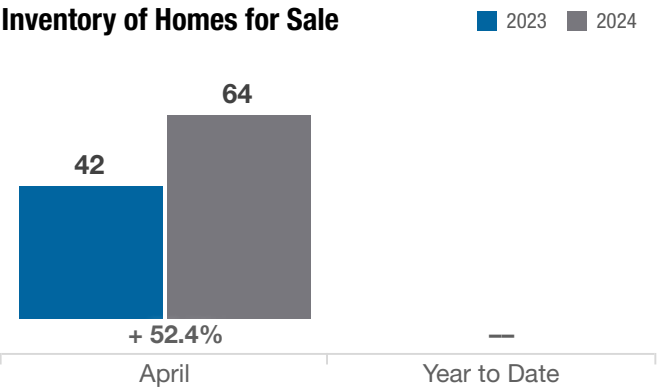


## Marion County

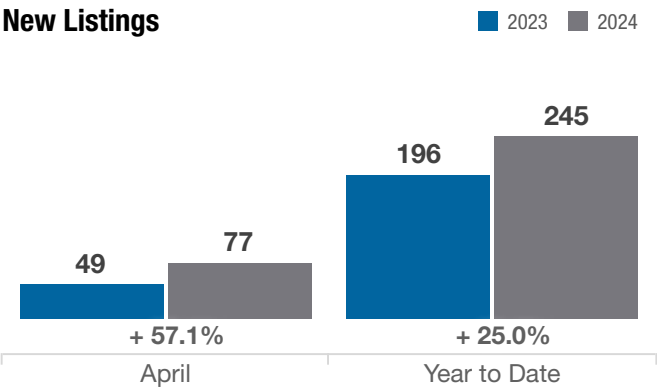
Average Sales Price



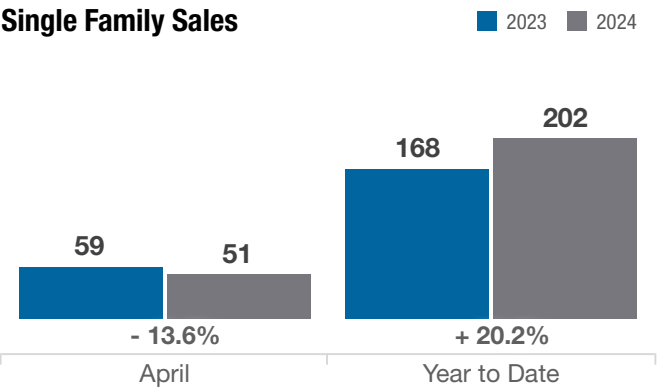
Inventory of Homes for Sale



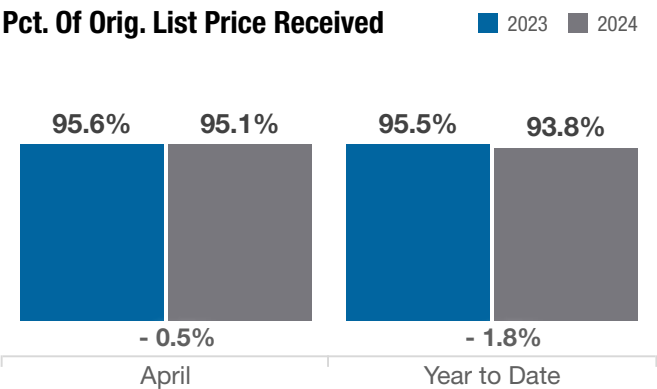
New Listings



Single Family Sales



Pct. Of Orig. List Price Received



Condo Sales

