

# Local Market Update – April 2024

A RESEARCH TOOL PROVIDED BY THE COLUMBUS REALTORS®  
BASED ON RESIDENTIAL LISTING DATA ONLY



## Marysville Exempted Village School District

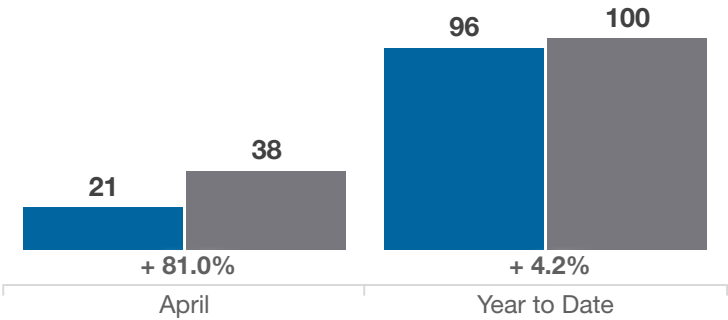
Union County

Key Metrics	April			Year to Date		
	2023	2024	% Change	Thru 4-2023	Thru 4-2024	% Change
Closed Sales	21	38	+ 81.0%	96	100	+ 4.2%
In Contracts	35	53	+ 51.4%	118	134	+ 13.6%
Average Sales Price*	\$314,015	\$380,643	+ 21.2%	\$319,098	\$373,355	+ 17.0%
Median Sales Price*	\$300,000	\$350,490	+ 16.8%	\$309,995	\$358,367	+ 15.6%
Average Price Per Square Foot*	\$189.97	\$185.88	- 2.2%	\$181.18	\$185.41	+ 2.3%
Percent of Original List Price Received*	100.6%	100.6%	0.0%	99.2%	99.5%	+ 0.3%
Percent of Last List Price Received*	101.0%	101.3%	+ 0.3%	100.0%	100.5%	+ 0.5%
Days on Market Until Sale	23	29	+ 26.1%	22	30	+ 36.4%
New Listings	31	53	+ 71.0%	122	142	+ 16.4%
Median List Price of New Listings	\$359,000	\$349,900	- 2.5%	\$332,450	\$362,450	+ 9.0%
Median List Price at Time of Sale	\$280,000	\$350,817	+ 25.3%	\$299,950	\$359,950	+ 20.0%
Inventory of Homes for Sale	14	35	+ 150.0%	—	—	—
Months Supply of Inventory	0.4	1.0	+ 150.0%	—	—	—

\* Does not account for sale concessions and/or downpayment assistance. | Percent changes are calculated using rounded figures and can sometimes look extreme due to small sample size.

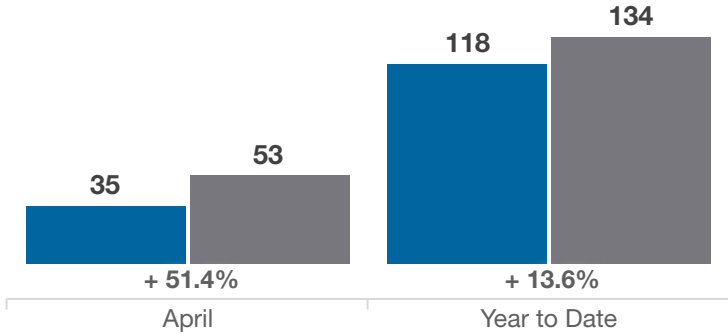
### Closed Sales

■ 2023 ■ 2024



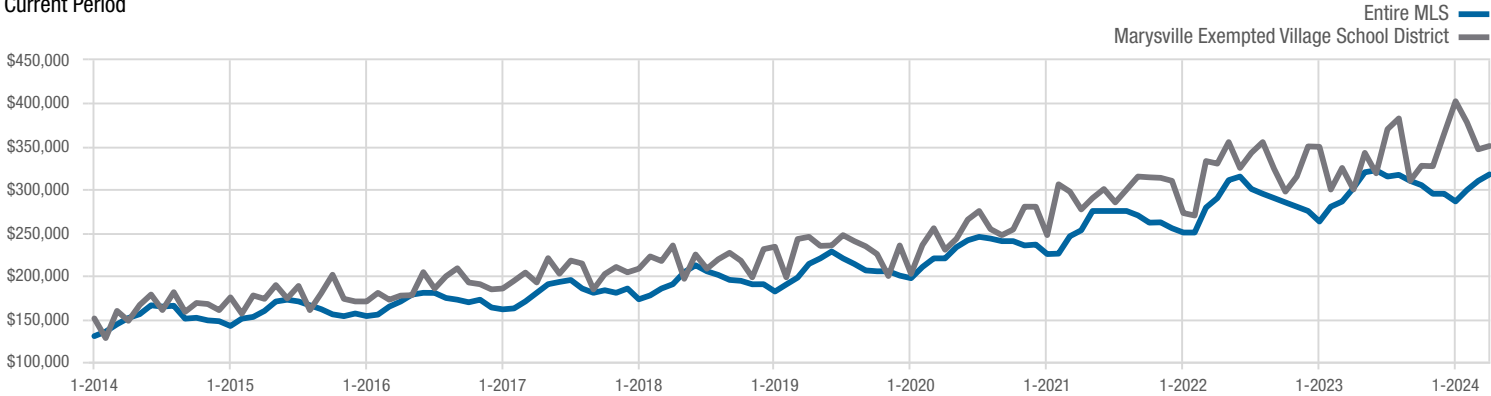
### In Contracts

■ 2023 ■ 2024



### Median Sales Price

Current Period



Each data point represents the median sales price in a given month.

# Local Market Update – April 2024

A RESEARCH TOOL PROVIDED BY THE COLUMBUS REALTORS®  
BASED ON RESIDENTIAL LISTING DATA ONLY



## Marysville Exempted Village School District

Union County

