

Minerva Park (Corp.)

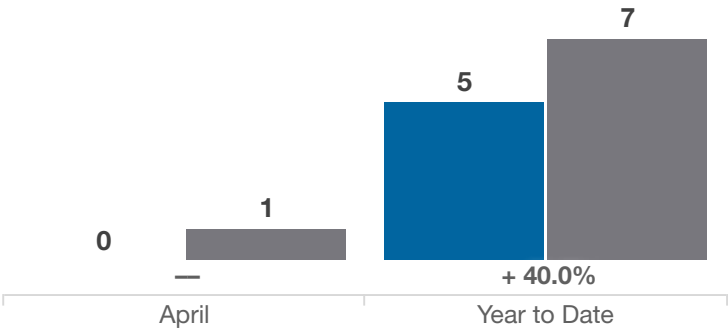
Franklin County

Key Metrics	April			Year to Date		
	2023	2024	% Change	Thru 4-2023	Thru 4-2024	% Change
Closed Sales	0	1	—	5	7	+ 40.0%
In Contracts	3	3	0.0%	7	9	+ 28.6%
Average Sales Price*	—	\$473,000	—	\$367,980	\$388,600	+ 5.6%
Median Sales Price*	—	\$473,000	—	\$372,400	\$378,800	+ 1.7%
Average Price Per Square Foot*	—	\$184.91	—	\$186.67	\$193.60	+ 3.7%
Percent of Original List Price Received*	—	105.1%	—	105.0%	101.3%	- 3.5%
Percent of Last List Price Received*	—	105.1%	—	105.9%	101.8%	- 3.9%
Days on Market Until Sale	—	3	—	15	29	+ 93.3%
New Listings	2	2	0.0%	8	8	0.0%
Median List Price of New Listings	\$399,900	\$529,950	+ 32.5%	\$367,400	\$429,900	+ 17.0%
Median List Price at Time of Sale	—	\$449,900	—	\$374,900	\$350,500	- 6.5%
Inventory of Homes for Sale	1	1	0.0%	—	—	—
Months Supply of Inventory	0.3	0.3	0.0%	—	—	—

* Does not account for sale concessions and/or downpayment assistance. | Percent changes are calculated using rounded figures and can sometimes look extreme due to small sample size.

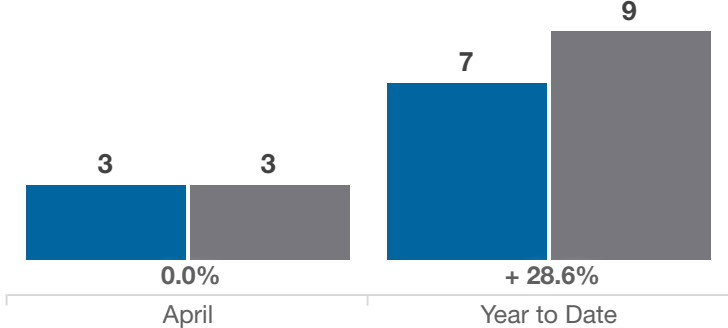
Closed Sales

■ 2023 ■ 2024



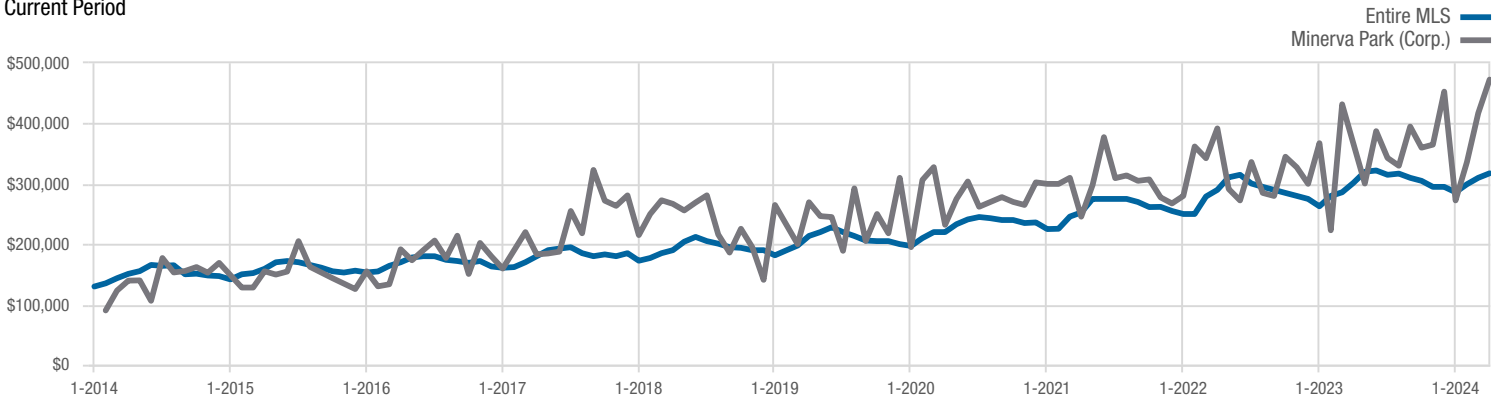
In Contracts

■ 2023 ■ 2024



Median Sales Price

Current Period



Each data point represents the median sales price in a given month.

Minerva Park (Corp.)

Franklin County

