

# Local Market Update – April 2024

A RESEARCH TOOL PROVIDED BY THE COLUMBUS REALTORS®  
BASED ON RESIDENTIAL LISTING DATA ONLY



## Obetz (Corp.)

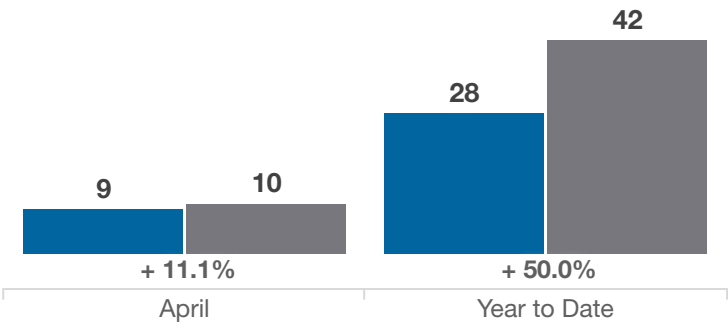
Franklin County

Key Metrics	April			Year to Date		
	2023	2024	% Change	Thru 4-2023	Thru 4-2024	% Change
Closed Sales	9	10	+ 11.1%	28	42	+ 50.0%
In Contracts	12	6	- 50.0%	41	45	+ 9.8%
Average Sales Price*	\$286,388	\$314,640	+ 9.9%	\$279,993	\$342,895	+ 22.5%
Median Sales Price*	\$285,000	\$298,300	+ 4.7%	\$284,000	\$374,450	+ 31.8%
Average Price Per Square Foot*	\$188.88	\$193.94	+ 2.7%	\$162.39	\$187.78	+ 15.6%
Percent of Original List Price Received*	98.5%	99.3%	+ 0.8%	97.2%	97.9%	+ 0.7%
Percent of Last List Price Received*	100.3%	99.9%	- 0.4%	99.8%	99.3%	- 0.5%
Days on Market Until Sale	33	36	+ 9.1%	50	72	+ 44.0%
New Listings	9	5	- 44.4%	39	29	- 25.6%
Median List Price of New Listings	\$279,900	\$300,000	+ 7.2%	\$260,000	\$299,900	+ 15.3%
Median List Price at Time of Sale	\$269,900	\$294,900	+ 9.3%	\$274,450	\$377,450	+ 37.5%
Inventory of Homes for Sale	6	6	0.0%	—	—	—
Months Supply of Inventory	0.8	0.7	- 12.5%	—	—	—

\* Does not account for sale concessions and/or downpayment assistance. | Percent changes are calculated using rounded figures and can sometimes look extreme due to small sample size.

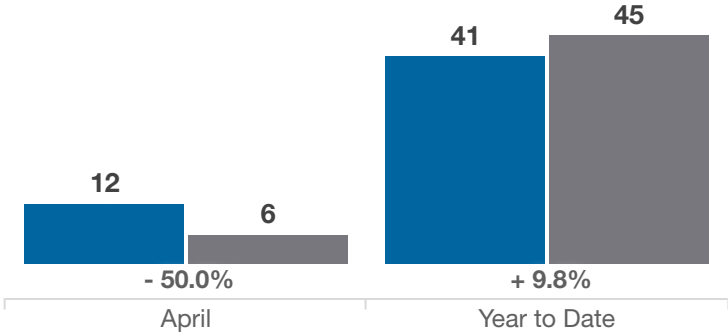
### Closed Sales

■ 2023 ■ 2024



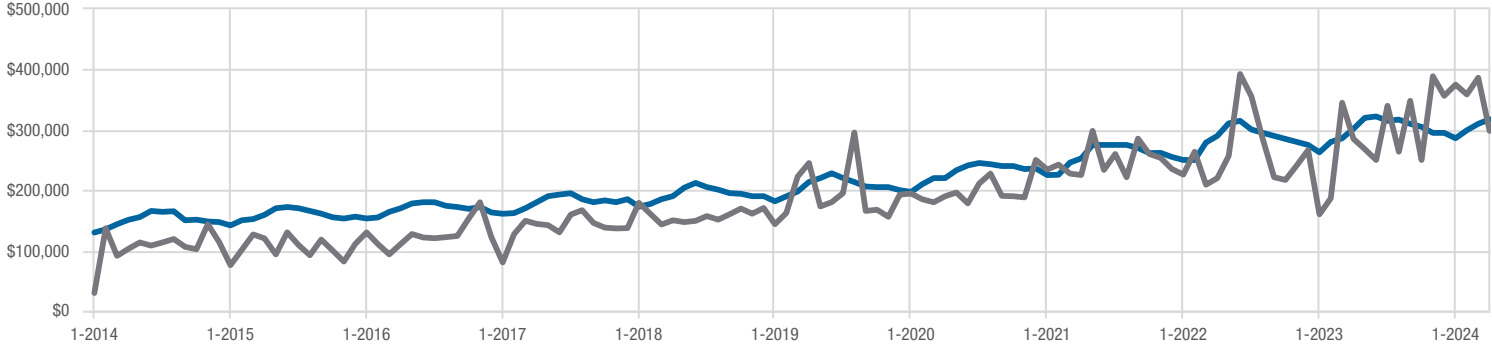
### In Contracts

■ 2023 ■ 2024



### Median Sales Price

Current Period



Each data point represents the median sales price in a given month.

# Local Market Update – April 2024

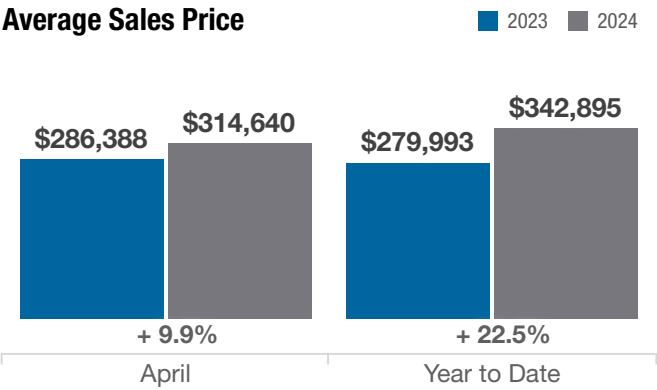
A RESEARCH TOOL PROVIDED BY THE COLUMBUS REALTORS®  
BASED ON RESIDENTIAL LISTING DATA ONLY



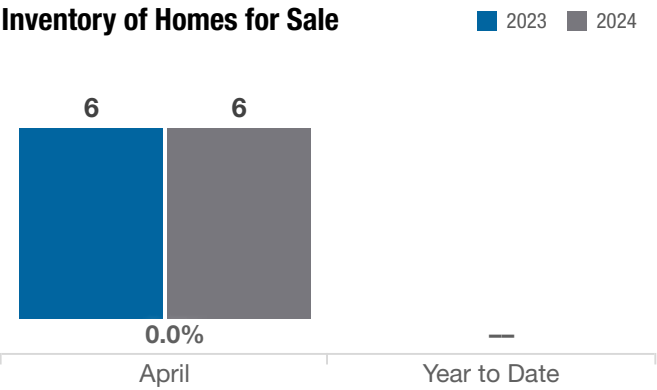
## Obetz (Corp.)

Franklin County

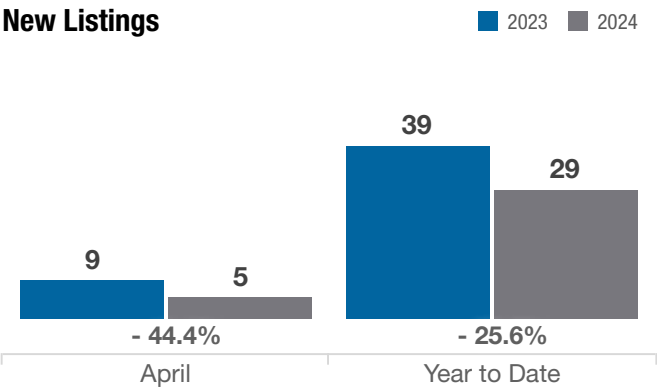
Average Sales Price



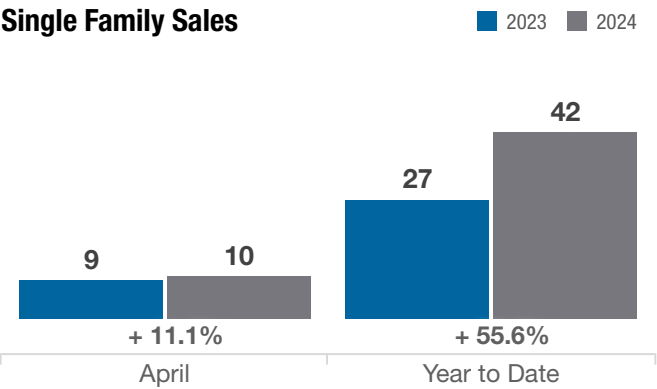
Inventory of Homes for Sale



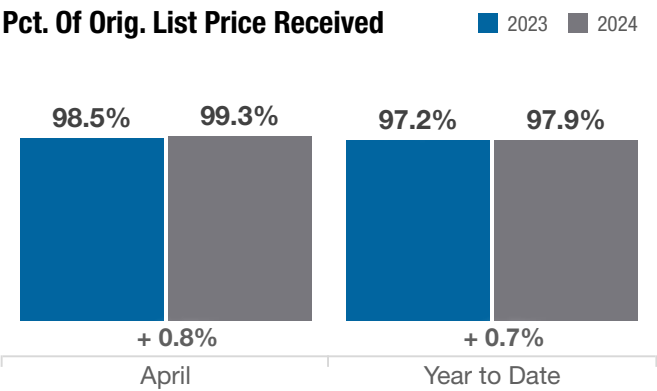
New Listings



Single Family Sales



Pct. Of Orig. List Price Received



Condo Sales

