

Valleyview (Corp.)

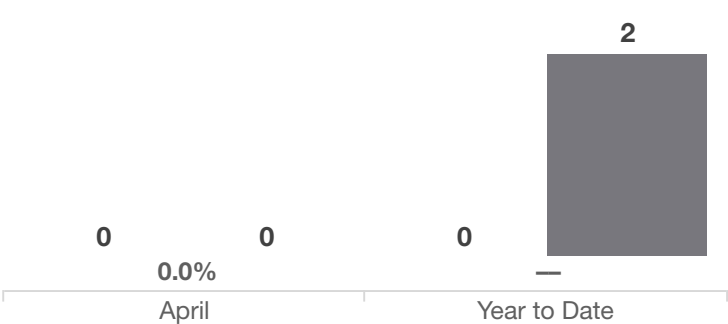
Franklin County

Key Metrics	April			Year to Date		
	2023	2024	% Change	Thru 4-2023	Thru 4-2024	% Change
Closed Sales	0	0	0.0%	0	2	—
In Contracts	0	1	—	0	3	—
Average Sales Price*	—	—	—	—	\$175,000	—
Median Sales Price*	—	—	—	—	\$175,000	—
Average Price Per Square Foot*	—	—	—	—	\$119.96	—
Percent of Original List Price Received*	—	—	—	—	93.3%	—
Percent of Last List Price Received*	—	—	—	—	98.6%	—
Days on Market Until Sale	—	—	—	—	13	—
New Listings	0	2	—	0	2	—
Median List Price of New Listings	—	\$229,950	—	—	\$229,950	—
Median List Price at Time of Sale	—	—	—	—	\$177,500	—
Inventory of Homes for Sale	0	1	—	—	—	—
Months Supply of Inventory	—	0.8	—	—	—	—

* Does not account for sale concessions and/or downpayment assistance. | Percent changes are calculated using rounded figures and can sometimes look extreme due to small sample size.

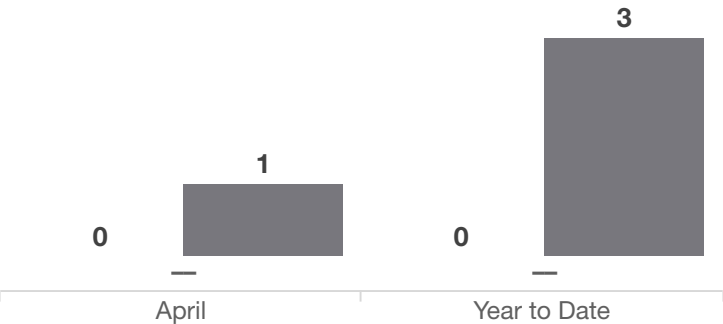
Closed Sales

2023 2024



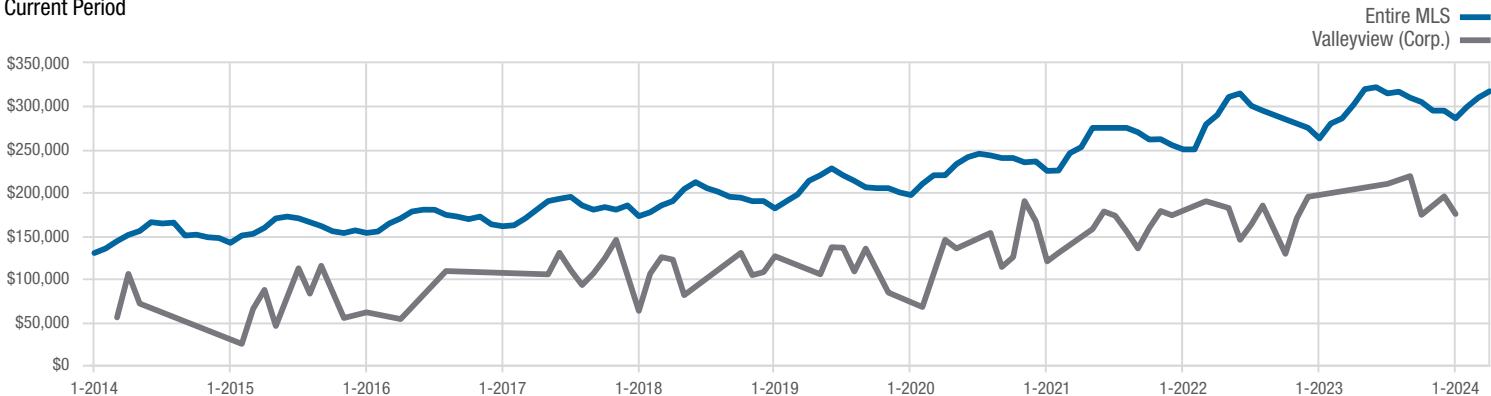
In Contracts

2023 2024



Median Sales Price

Current Period



Each data point represents the median sales price in a given month.

Valleyview (Corp.)

Franklin County

