

# Washington Court House City School District

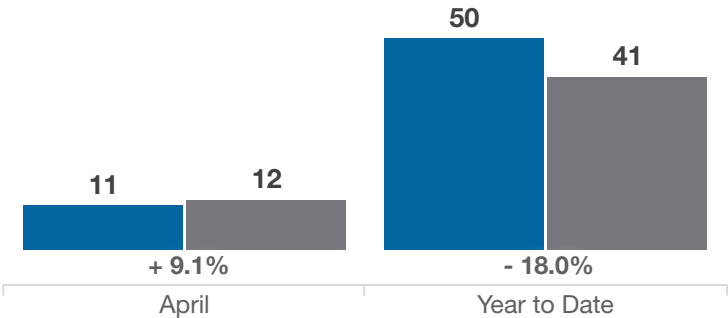
Fayette County

| Key Metrics                              | April     |           |          | Year to Date |             |          |
|--|-----------|-----------|----------|--------------|-------------|----------|
|  | 2023      | 2024      | % Change | Thru 4-2023  | Thru 4-2024 | % Change |
| Closed Sales                             | 11        | 12        | + 9.1%   | 50           | 41          | - 18.0%  |
| In Contracts                             | 12        | 12        | 0.0%     | 58           | 54          | - 6.9%   |
| Average Sales Price*                     | \$169,564 | \$214,058 | + 26.2%  | \$157,240    | \$187,769   | + 19.4%  |
| Median Sales Price*                      | \$159,000 | \$229,900 | + 44.6%  | \$150,850    | \$179,400   | + 18.9%  |
| Average Price Per Square Foot*           | \$118.09  | \$148.93  | + 26.1%  | \$111.39     | \$142.86    | + 28.3%  |
| Percent of Original List Price Received* | 96.3%     | 96.9%     | + 0.6%   | 94.3%        | 93.8%       | - 0.5%   |
| Percent of Last List Price Received*     | 96.7%     | 100.0%    | + 3.4%   | 97.4%        | 97.7%       | + 0.3%   |
| Days on Market Until Sale                | 19        | 33        | + 73.7%  | 37           | 39          | + 5.4%   |
| New Listings                             | 16        | 12        | - 25.0%  | 62           | 55          | - 11.3%  |
| Median List Price of New Listings        | \$142,450 | \$199,700 | + 40.2%  | \$150,950    | \$192,900   | + 27.8%  |
| Median List Price at Time of Sale        | \$157,500 | \$227,450 | + 44.4%  | \$150,950    | \$175,000   | + 15.9%  |
| Inventory of Homes for Sale              | 17        | 14        | - 17.6%  | —            | —           | —        |
| Months Supply of Inventory               | 1.3       | 1.0       | - 23.1%  | —            | —           | —        |

\* Does not account for sale concessions and/or downpayment assistance. | Percent changes are calculated using rounded figures and can sometimes look extreme due to small sample size.

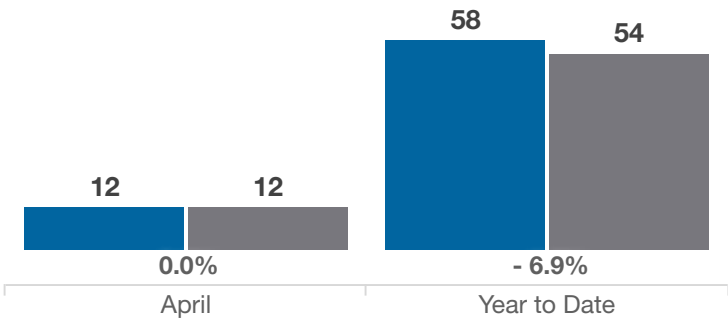
## Closed Sales

■ 2023 ■ 2024



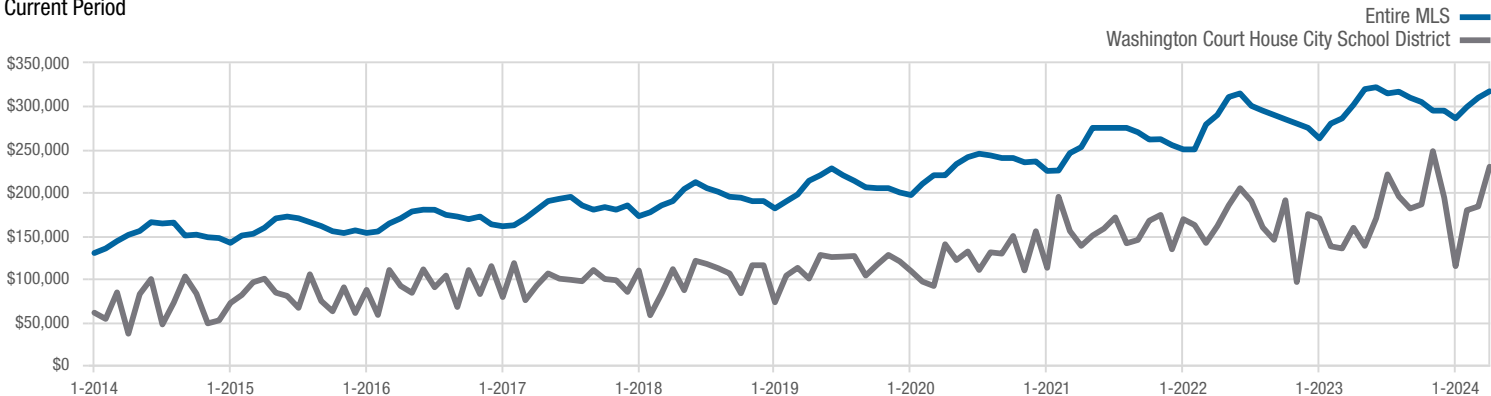
## In Contracts

■ 2023 ■ 2024



## Median Sales Price

Current Period



Each data point represents the median sales price in a given month.

# Local Market Update – April 2024

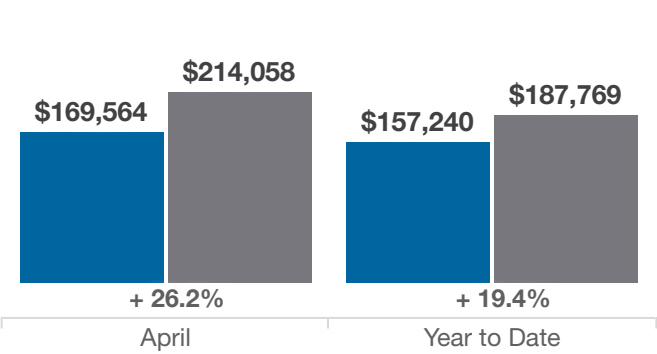
A RESEARCH TOOL PROVIDED BY THE COLUMBUS REALTORS®  
BASED ON RESIDENTIAL LISTING DATA ONLY



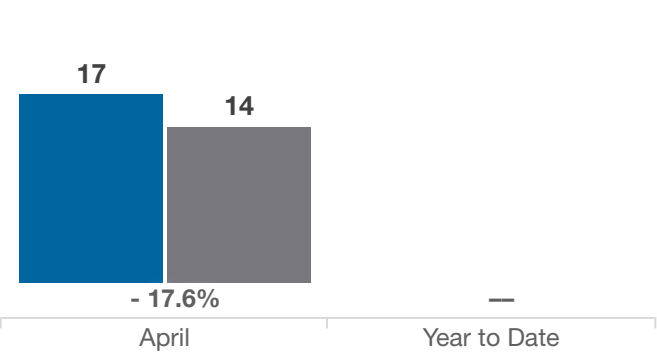
## Washington Court House City School District

Fayette County

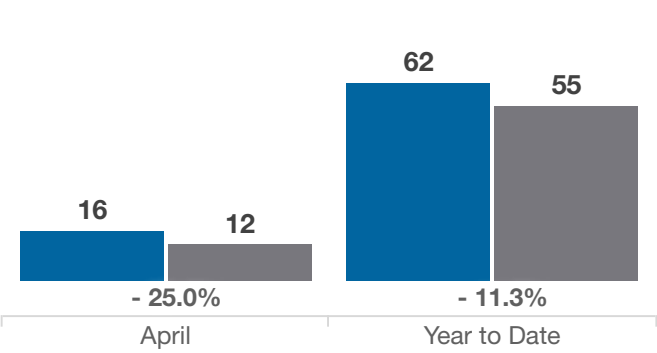
Average Sales Price



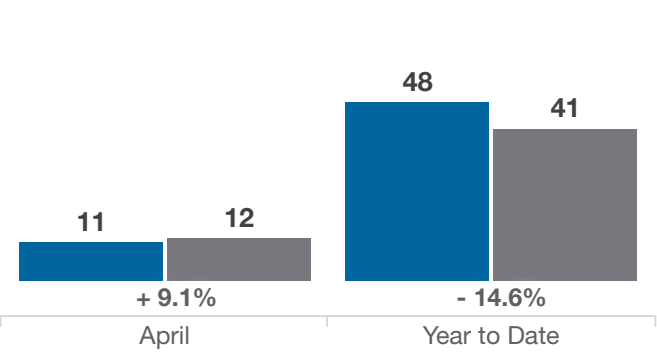
Inventory of Homes for Sale



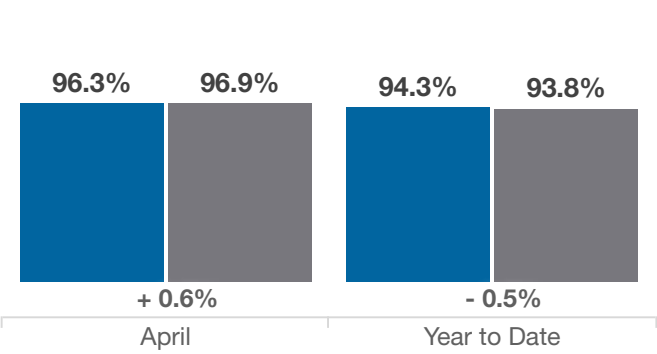
New Listings



Single Family Sales



Pct. Of Orig. List Price Received



Condo Sales

