

# Circleville City School District

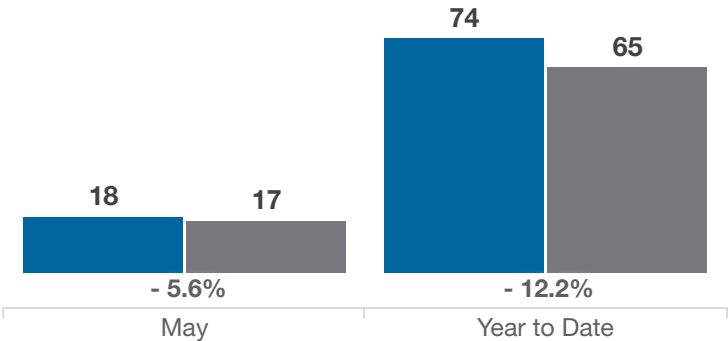
Pickaway County

Key Metrics	May			Year to Date		
	2023	2024	% Change	Thru 5-2023	Thru 5-2024	% Change
Closed Sales	18	17	- 5.6%	74	65	- 12.2%
In Contracts	18	20	+ 11.1%	85	76	- 10.6%
Average Sales Price*	\$228,883	\$221,688	- 3.1%	\$220,445	\$235,208	+ 6.7%
Median Sales Price*	\$234,950	\$243,000	+ 3.4%	\$222,000	\$240,000	+ 8.1%
Average Price Per Square Foot*	\$147.00	\$152.02	+ 3.4%	\$147.13	\$154.49	+ 5.0%
Percent of Original List Price Received*	100.4%	98.3%	- 2.1%	95.0%	96.4%	+ 1.5%
Percent of Last List Price Received*	101.0%	100.1%	- 0.9%	97.8%	99.1%	+ 1.3%
Days on Market Until Sale	16	13	- 18.8%	28	32	+ 14.3%
New Listings	25	27	+ 8.0%	97	90	- 7.2%
Median List Price of New Listings	\$210,000	\$279,900	+ 33.3%	\$224,900	\$266,250	+ 18.4%
Median List Price at Time of Sale	\$227,000	\$239,000	+ 5.3%	\$222,450	\$239,000	+ 7.4%
Inventory of Homes for Sale	25	24	- 4.0%	—	—	—
Months Supply of Inventory	1.5	1.6	+ 6.7%	—	—	—

\* Does not account for sale concessions and/or downpayment assistance. | Percent changes are calculated using rounded figures and can sometimes look extreme due to small sample size.

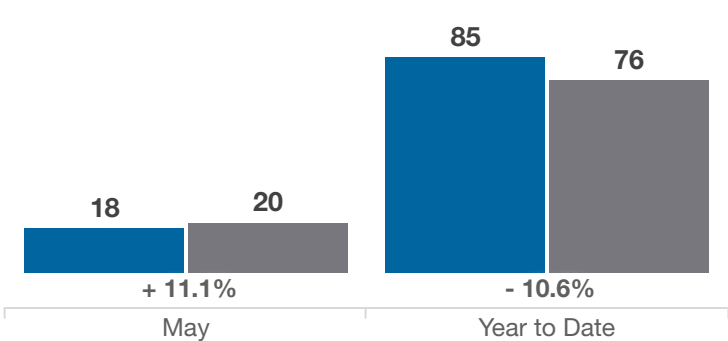
## Closed Sales

■ 2023 ■ 2024



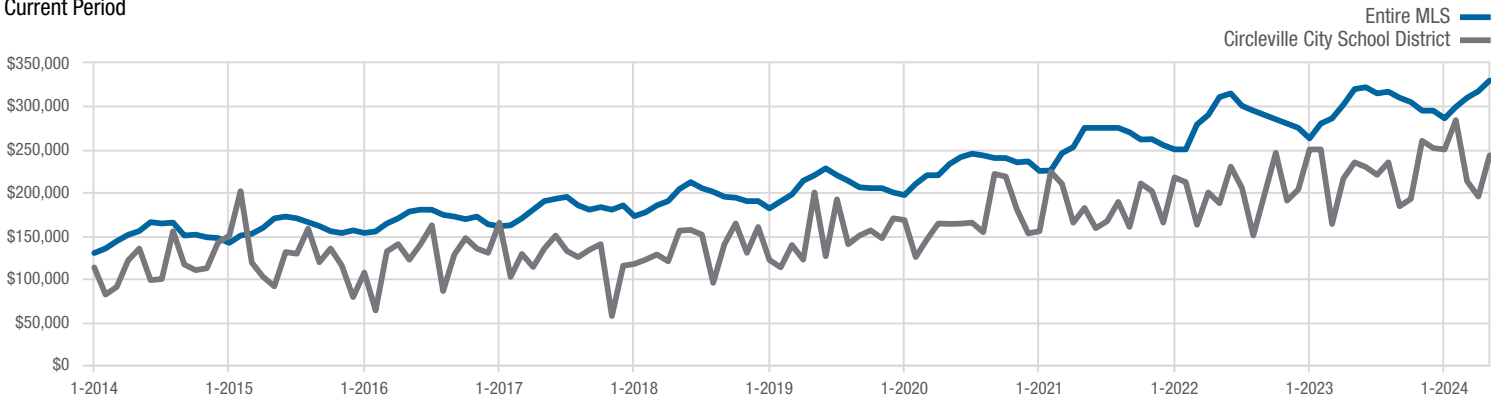
## In Contracts

■ 2023 ■ 2024



## Median Sales Price

Current Period



Each data point represents the median sales price in a given month.

Circleville City School District

Pickaway County

