

German Village

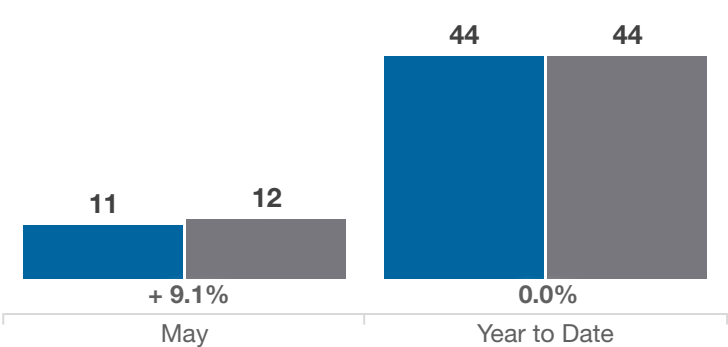
Franklin County (43206 and German Village subdivision)

Key Metrics	May			Year to Date		
	2023	2024	% Change	Thru 5-2023	Thru 5-2024	% Change
Closed Sales	11	12	+ 9.1%	44	44	0.0%
In Contracts	14	20	+ 42.9%	57	52	- 8.8%
Average Sales Price*	\$506,189	\$903,938	+ 78.6%	\$596,143	\$726,819	+ 21.9%
Median Sales Price*	\$516,500	\$695,125	+ 34.6%	\$518,750	\$662,950	+ 27.8%
Average Price Per Square Foot*	\$301.37	\$429.59	+ 42.5%	\$349.66	\$377.47	+ 8.0%
Percent of Original List Price Received*	97.5%	98.6%	+ 1.1%	98.5%	96.0%	- 2.5%
Percent of Last List Price Received*	100.1%	100.2%	+ 0.1%	100.1%	98.6%	- 1.5%
Days on Market Until Sale	22	30	+ 36.4%	22	52	+ 136.4%
New Listings	15	26	+ 73.3%	72	68	- 5.6%
Median List Price of New Listings	\$495,000	\$745,000	+ 50.5%	\$520,000	\$649,250	+ 24.9%
Median List Price at Time of Sale	\$495,000	\$695,000	+ 40.4%	\$499,900	\$677,450	+ 35.5%
Inventory of Homes for Sale	15	26	+ 73.3%	—	—	—
Months Supply of Inventory	1.4	2.6	+ 85.7%	—	—	—

* Does not account for sale concessions and/or downpayment assistance. | Percent changes are calculated using rounded figures and can sometimes look extreme due to small sample size.

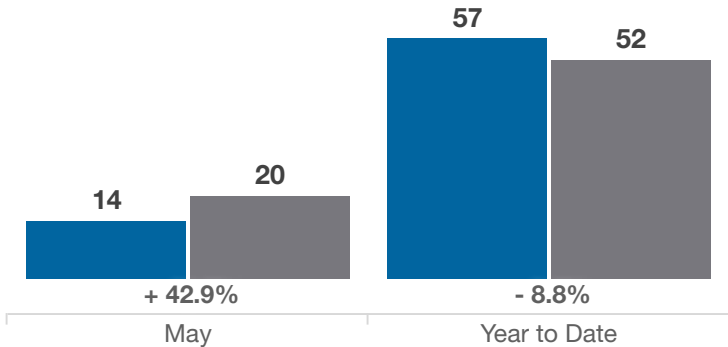
Closed Sales

■ 2023 ■ 2024



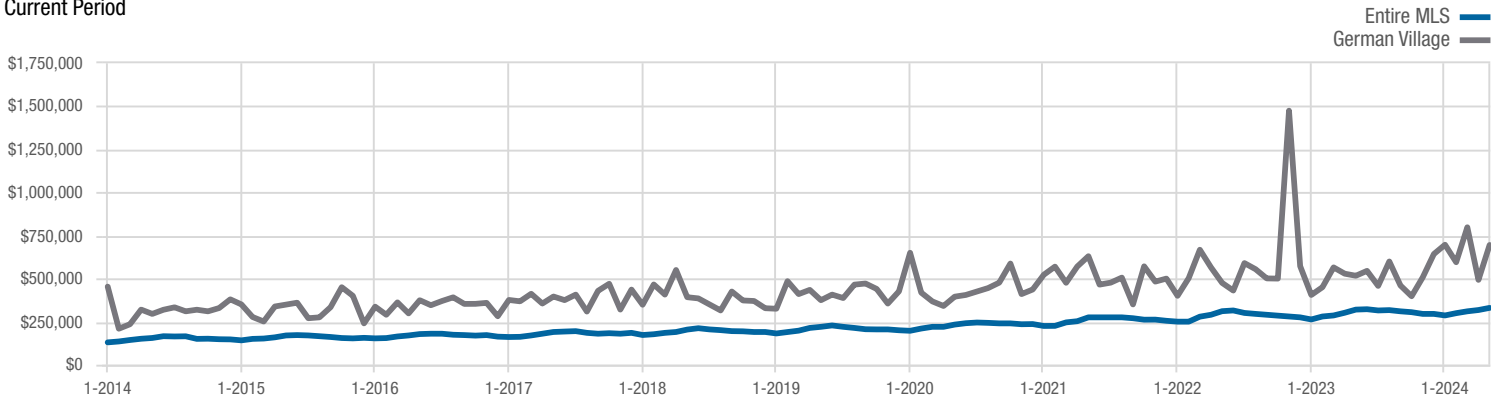
In Contracts

■ 2023 ■ 2024



Median Sales Price

Current Period



Each data point represents the median sales price in a given month.

German Village

Franklin County (43206 and German Village subdivision)

