

Obetz (Corp.)

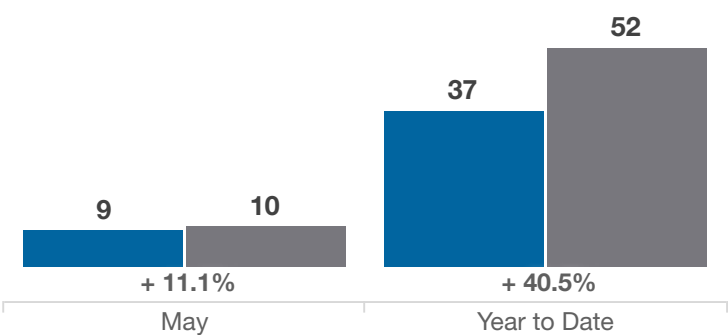
Franklin County

Key Metrics	May			Year to Date		
	2023	2024	% Change	Thru 5-2023	Thru 5-2024	% Change
Closed Sales	9	10	+ 11.1%	37	52	+ 40.5%
In Contracts	6	10	+ 66.7%	44	54	+ 22.7%
Average Sales Price*	\$281,322	\$346,703	+ 23.2%	\$280,316	\$343,627	+ 22.6%
Median Sales Price*	\$268,000	\$353,950	+ 32.1%	\$283,000	\$374,450	+ 32.3%
Average Price Per Square Foot*	\$168.32	\$187.46	+ 11.4%	\$163.83	\$187.72	+ 14.6%
Percent of Original List Price Received*	106.9%	95.8%	- 10.4%	99.5%	97.5%	- 2.0%
Percent of Last List Price Received*	102.4%	99.6%	- 2.7%	100.4%	99.3%	- 1.1%
Days on Market Until Sale	7	54	+ 671.4%	40	69	+ 72.5%
New Listings	9	9	0.0%	48	38	- 20.8%
Median List Price of New Listings	\$236,500	\$353,217	+ 49.4%	\$259,950	\$300,000	+ 15.4%
Median List Price at Time of Sale	\$259,900	\$356,950	+ 37.3%	\$269,900	\$377,450	+ 39.8%
Inventory of Homes for Sale	10	5	- 50.0%	—	—	—
Months Supply of Inventory	1.4	0.5	- 64.3%	—	—	—

* Does not account for sale concessions and/or downpayment assistance. | Percent changes are calculated using rounded figures and can sometimes look extreme due to small sample size.

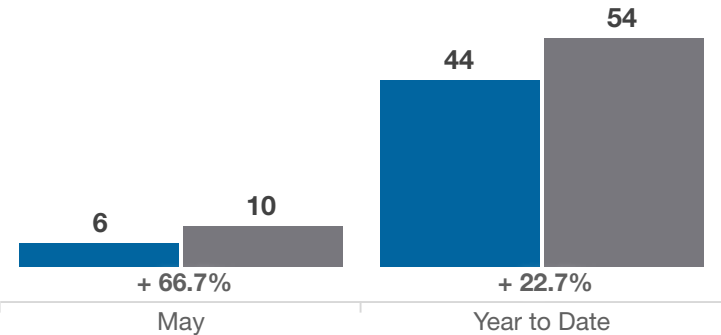
Closed Sales

■ 2023 ■ 2024

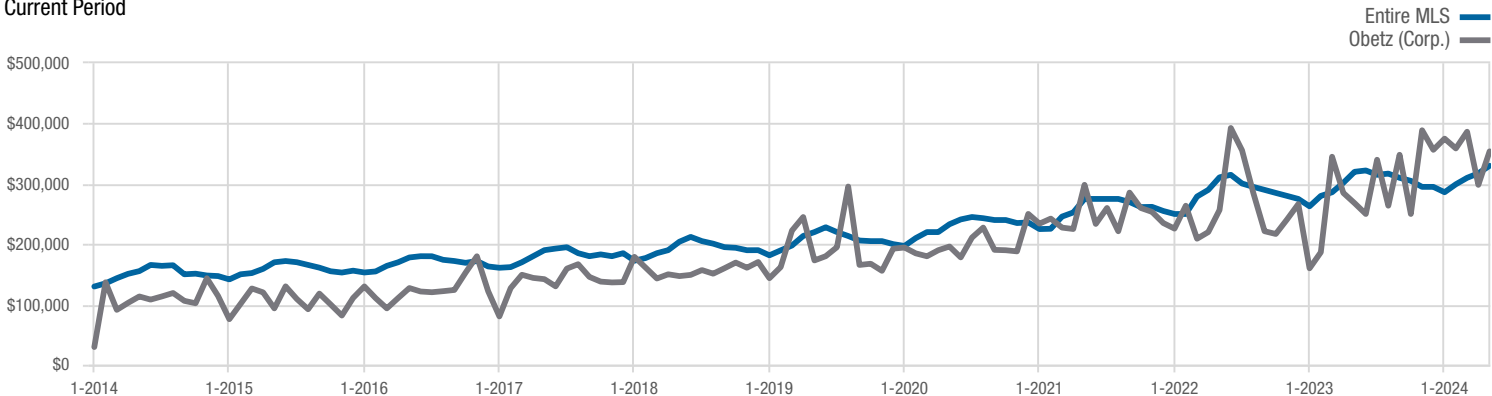


In Contracts

■ 2023 ■ 2024



Median Sales Price
Current Period



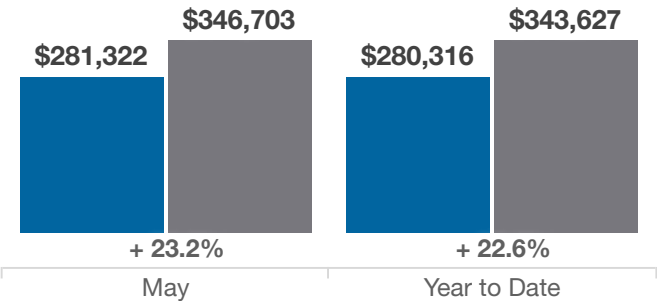
Each data point represents the median sales price in a given month.

Obetz (Corp.)

Franklin County

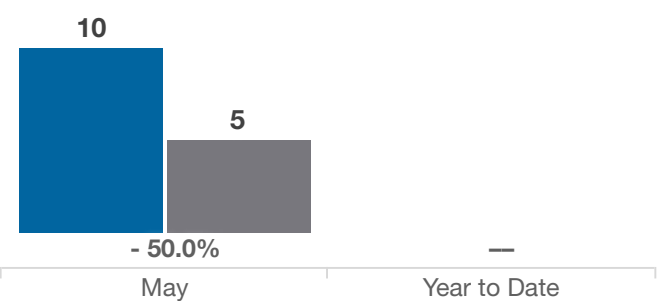
Average Sales Price

20232024



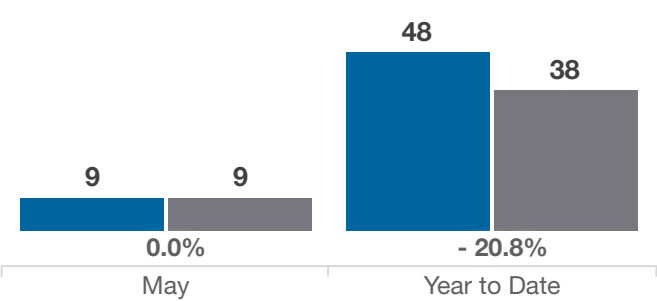
Inventory of Homes for Sale

20232024



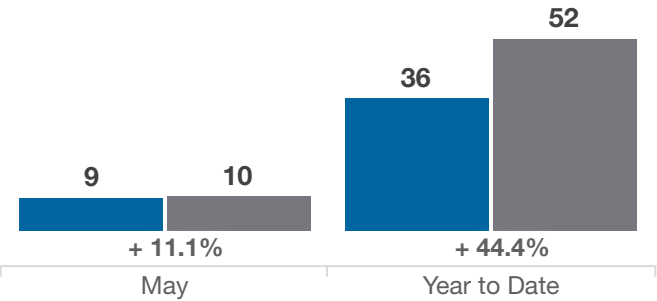
New Listings

20232024



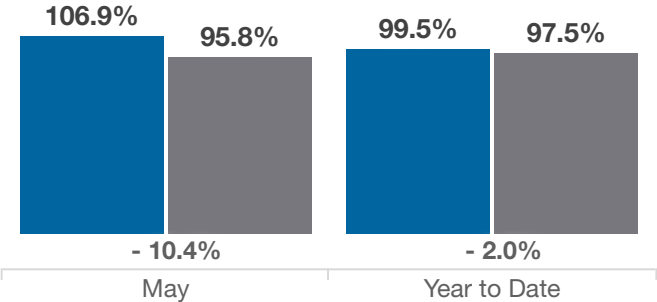
Single Family Sales

20232024



Pct. Of Orig. List Price Received

20232024



Condo Sales

20232024

