

## Reynoldsburg City School District

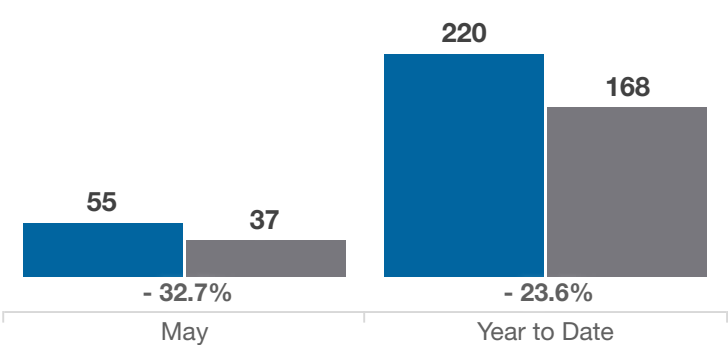
Franklin, Fairfield and Licking Counties

| Key Metrics                              | May       |           |          | Year to Date |             |          |
|--|-----------|-----------|----------|--------------|-------------|----------|
|  | 2023      | 2024      | % Change | Thru 5-2023  | Thru 5-2024 | % Change |
| Closed Sales                             | 55        | 37        | - 32.7%  | 220          | 168         | - 23.6%  |
| In Contracts                             | 50        | 52        | + 4.0%   | 235          | 189         | - 19.6%  |
| Average Sales Price*                     | \$301,341 | \$293,318 | - 2.7%   | \$285,785    | \$306,460   | + 7.2%   |
| Median Sales Price*                      | \$313,000 | \$293,000 | - 6.4%   | \$288,000    | \$310,500   | + 7.8%   |
| Average Price Per Square Foot*           | \$180.00  | \$188.13  | + 4.5%   | \$170.99     | \$185.22    | + 8.3%   |
| Percent of Original List Price Received* | 102.8%    | 100.2%    | - 2.5%   | 100.1%       | 99.3%       | - 0.8%   |
| Percent of Last List Price Received*     | 103.3%    | 100.9%    | - 2.3%   | 101.2%       | 100.4%      | - 0.8%   |
| Days on Market Until Sale                | 12        | 13        | + 8.3%   | 19           | 26          | + 36.8%  |
| New Listings                             | 51        | 48        | - 5.9%   | 238          | 207         | - 13.0%  |
| Median List Price of New Listings        | \$264,900 | \$299,900 | + 13.2%  | \$282,450    | \$310,000   | + 9.8%   |
| Median List Price at Time of Sale        | \$294,500 | \$290,000 | - 1.5%   | \$284,950    | \$305,000   | + 7.0%   |
| Inventory of Homes for Sale              | 35        | 40        | + 14.3%  | —            | —           | —        |
| Months Supply of Inventory               | 0.7       | 0.9       | + 28.6%  | —            | —           | —        |

\* Does not account for sale concessions and/or downpayment assistance. | Percent changes are calculated using rounded figures and can sometimes look extreme due to small sample size.

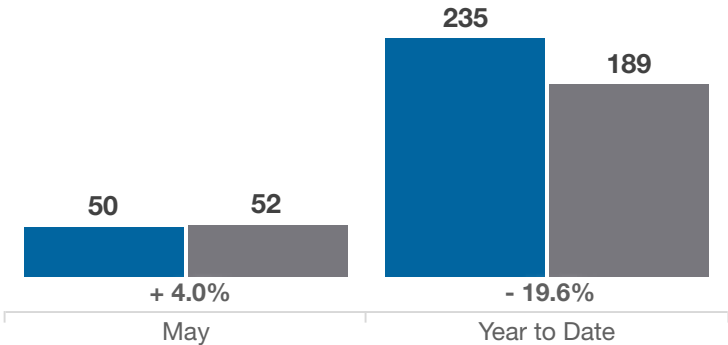
### Closed Sales

■ 2023 ■ 2024



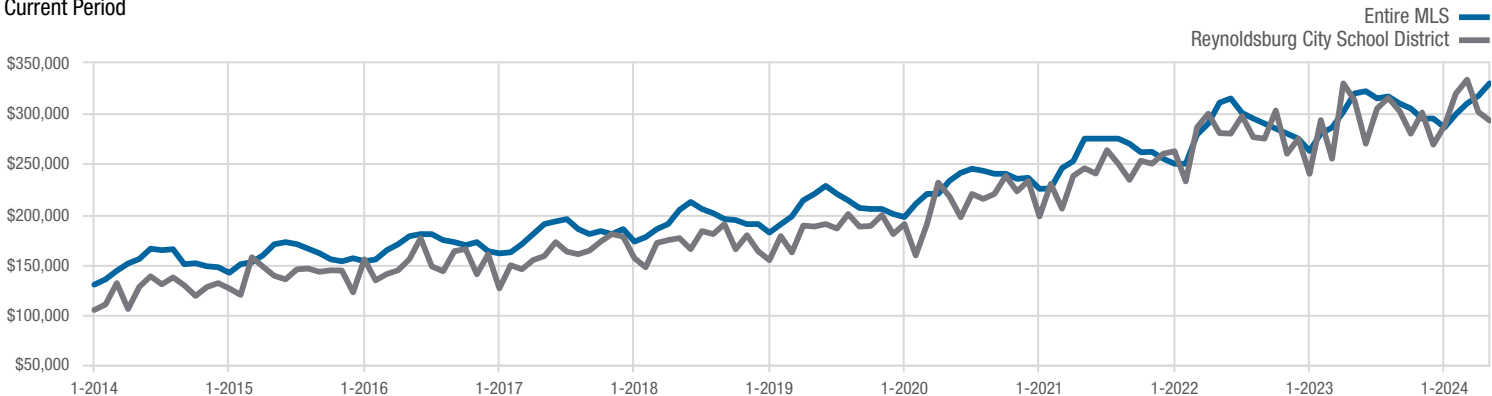
### In Contracts

■ 2023 ■ 2024



### Median Sales Price

Current Period



Each data point represents the median sales price in a given month.

# Reynoldsburg City School District

Franklin, Fairfield and Licking Counties

