

South-Western City School District (Grove City)

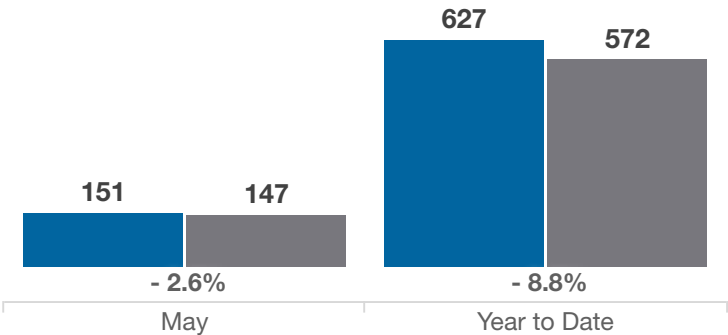
Franklin and Pickaway Counties

Key Metrics	May			Year to Date		
	2023	2024	% Change	Thru 5-2023	Thru 5-2024	% Change
Closed Sales	151	147	- 2.6%	627	572	- 8.8%
In Contracts	192	159	- 17.2%	716	634	- 11.5%
Average Sales Price*	\$316,416	\$316,501	+ 0.0%	\$303,184	\$304,885	+ 0.6%
Median Sales Price*	\$300,000	\$310,000	+ 3.3%	\$283,000	\$290,000	+ 2.5%
Average Price Per Square Foot*	\$186.18	\$192.15	+ 3.2%	\$181.80	\$189.33	+ 4.1%
Percent of Original List Price Received*	102.6%	100.1%	- 2.4%	100.1%	99.0%	- 1.1%
Percent of Last List Price Received*	102.7%	100.7%	- 1.9%	101.3%	100.2%	- 1.1%
Days on Market Until Sale	24	18	- 25.0%	24	28	+ 16.7%
New Listings	190	185	- 2.6%	716	689	- 3.8%
Median List Price of New Listings	\$299,400	\$315,000	+ 5.2%	\$285,000	\$299,900	+ 5.2%
Median List Price at Time of Sale	\$289,900	\$299,900	+ 3.4%	\$279,900	\$289,900	+ 3.6%
Inventory of Homes for Sale	117	161	+ 37.6%	—	—	—
Months Supply of Inventory	0.8	1.3	+ 62.5%	—	—	—

* Does not account for sale concessions and/or downpayment assistance. | Percent changes are calculated using rounded figures and can sometimes look extreme due to small sample size.

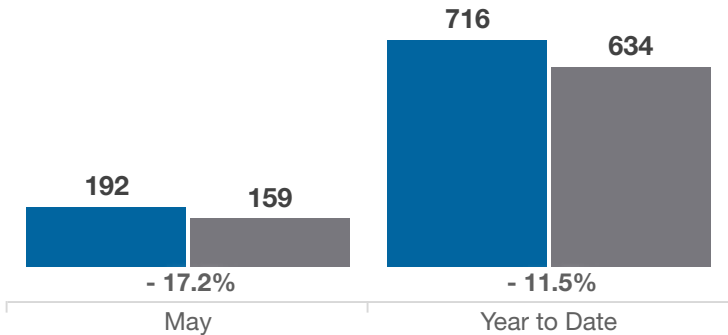
Closed Sales

■ 2023 ■ 2024



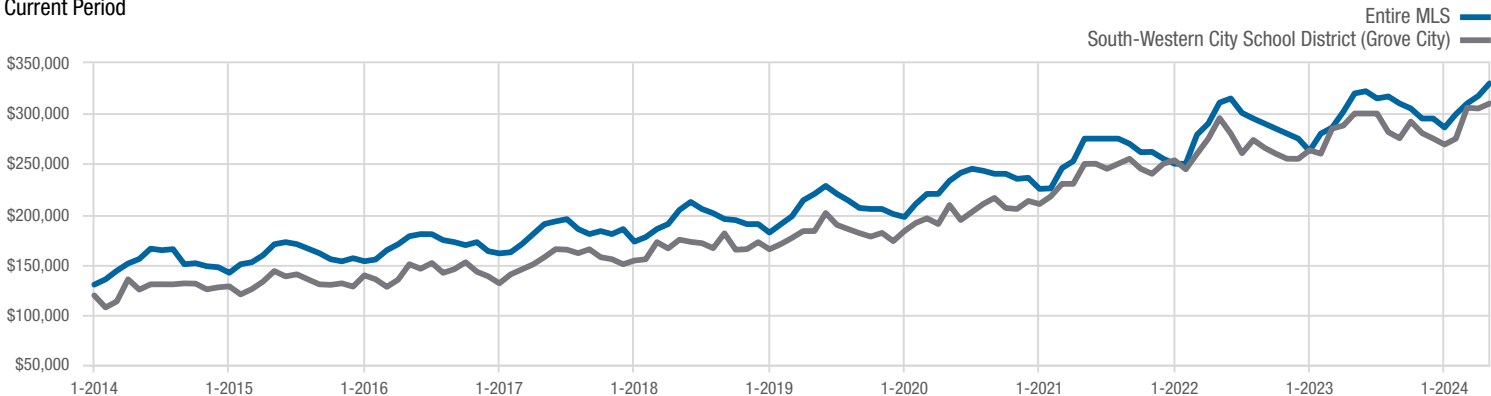
In Contracts

■ 2023 ■ 2024



Median Sales Price

Current Period



Each data point represents the median sales price in a given month.

South-Western City School District (Grove City)

Franklin and Pickaway Counties

