

Local Market Update – June 2024

A RESEARCH TOOL PROVIDED BY THE COLUMBUS REALTORS®
BASED ON RESIDENTIAL LISTING DATA ONLY



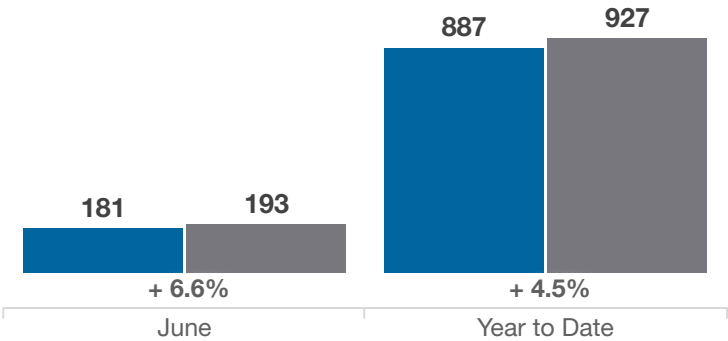
Fairfield County

Key Metrics	June			Year to Date		
	2023	2024	% Change	Thru 6-2023	Thru 6-2024	% Change
Closed Sales	181	193	+ 6.6%	887	927	+ 4.5%
In Contracts	178	221	+ 24.2%	951	1,043	+ 9.7%
Average Sales Price*	\$345,610	\$365,806	+ 5.8%	\$332,617	\$360,883	+ 8.5%
Median Sales Price*	\$335,000	\$339,950	+ 1.5%	\$320,000	\$339,900	+ 6.2%
Average Price Per Square Foot*	\$182.65	\$199.30	+ 9.1%	\$173.02	\$187.99	+ 8.7%
Percent of Original List Price Received*	100.5%	99.3%	- 1.2%	99.1%	98.2%	- 0.9%
Percent of Last List Price Received*	101.7%	100.6%	- 1.1%	100.5%	99.8%	- 0.7%
Days on Market Until Sale	19	20	+ 5.3%	24	30	+ 25.0%
New Listings	211	214	+ 1.4%	1,033	1,161	+ 12.4%
Median List Price of New Listings	\$350,000	\$329,950	- 5.7%	\$335,000	\$335,000	0.0%
Median List Price at Time of Sale	\$325,000	\$329,900	+ 1.5%	\$314,900	\$339,950	+ 8.0%
Inventory of Homes for Sale	190	242	+ 27.4%	—	—	—
Months Supply of Inventory	1.1	1.5	+ 36.4%	—	—	—

* Does not account for sale concessions and/or downpayment assistance. | Percent changes are calculated using rounded figures and can sometimes look extreme due to small sample size.

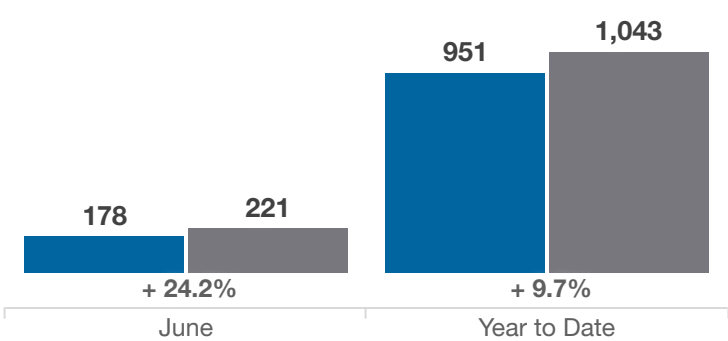
Closed Sales

■ 2023 ■ 2024



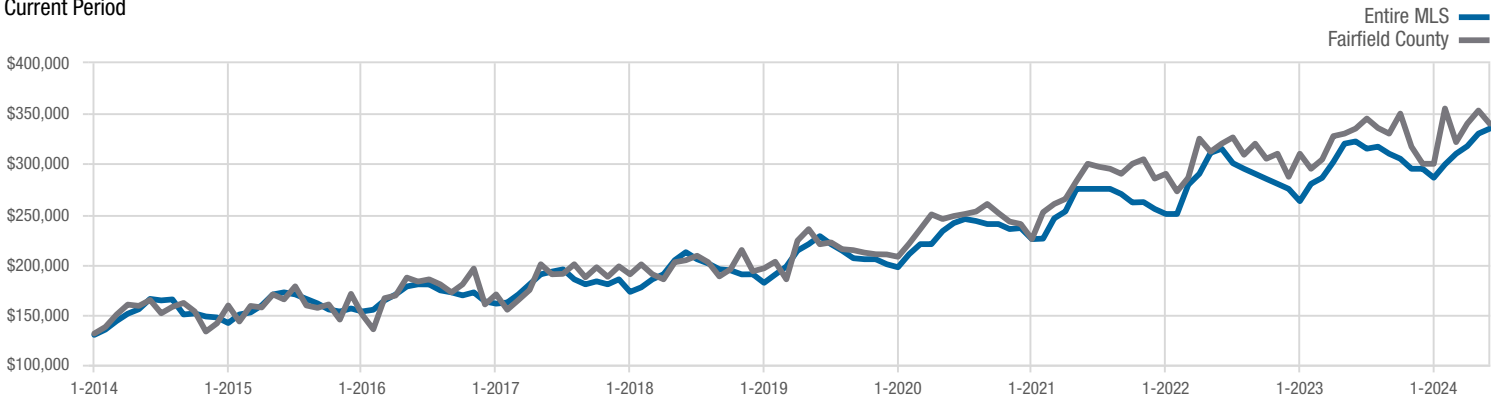
In Contracts

■ 2023 ■ 2024



Median Sales Price

Current Period



Each data point represents the median sales price in a given month.

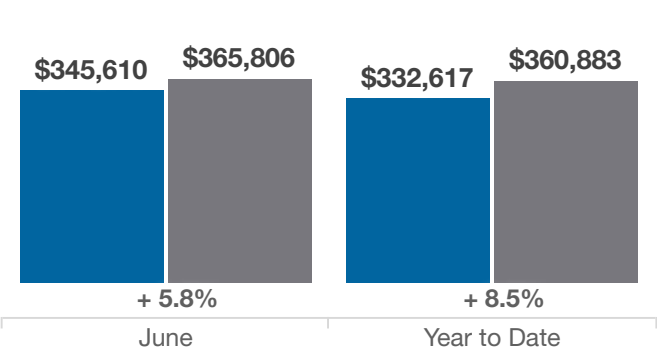
Local Market Update – June 2024

A RESEARCH TOOL PROVIDED BY THE COLUMBUS REALTORS®
BASED ON RESIDENTIAL LISTING DATA ONLY

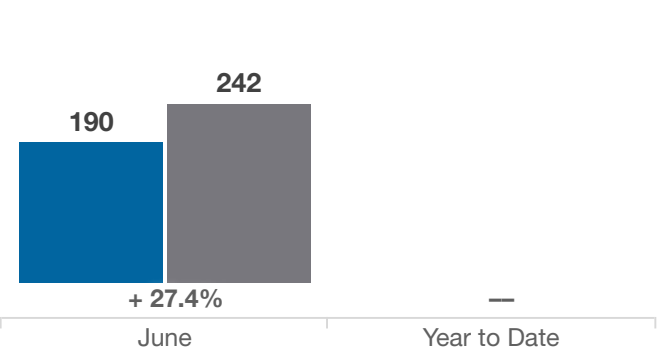


Fairfield County

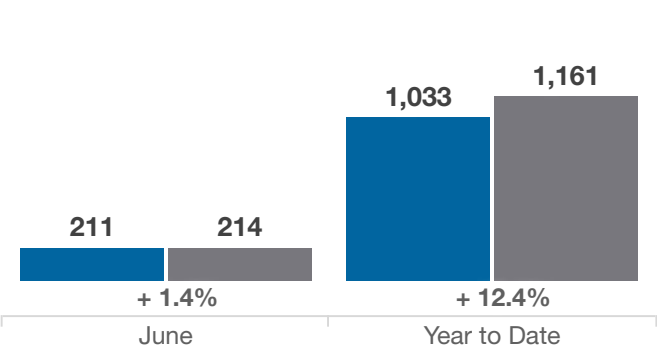
Average Sales Price



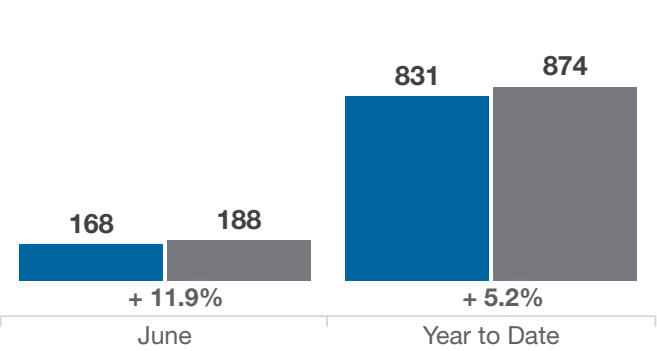
Inventory of Homes for Sale



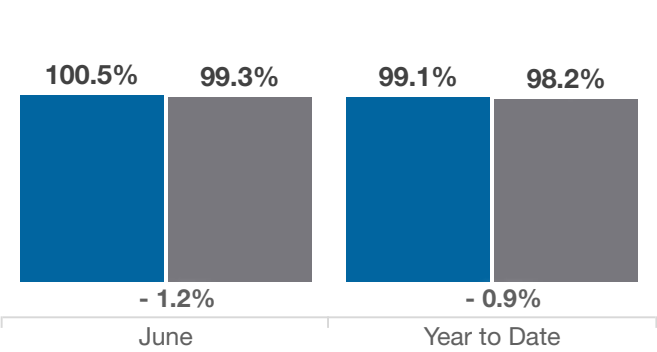
New Listings



Single Family Sales



Pct. Of Orig. List Price Received



Condo Sales

