

Local Market Update – June 2024

A RESEARCH TOOL PROVIDED BY THE COLUMBUS REALTORS®
BASED ON RESIDENTIAL LISTING DATA ONLY

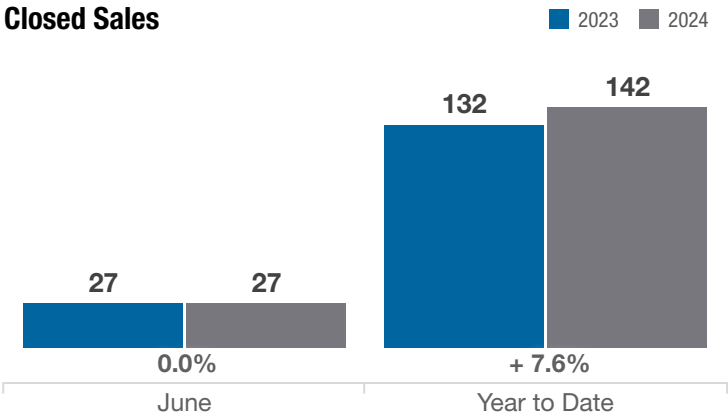


Fayette County

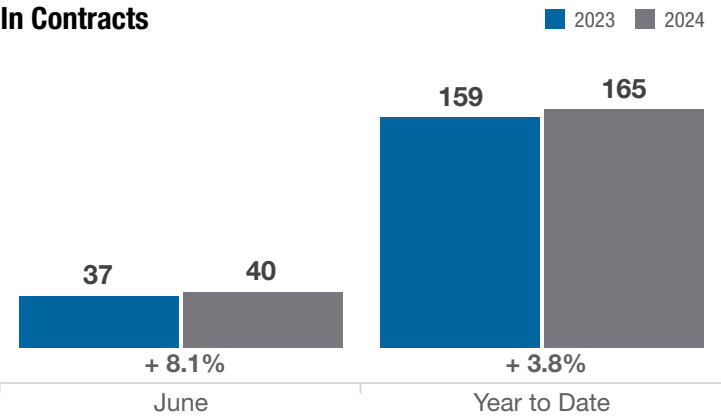
Key Metrics	June			Year to Date		
	2023	2024	% Change	Thru 6-2023	Thru 6-2024	% Change
Closed Sales	27	27	0.0%	132	142	+ 7.6%
In Contracts	37	40	+ 8.1%	159	165	+ 3.8%
Average Sales Price*	\$219,681	\$252,007	+ 14.7%	\$189,635	\$227,133	+ 19.8%
Median Sales Price*	\$200,000	\$215,000	+ 7.5%	\$166,000	\$208,500	+ 25.6%
Average Price Per Square Foot*	\$145.67	\$204.42	+ 40.3%	\$125.53	\$154.95	+ 23.4%
Percent of Original List Price Received*	98.3%	96.5%	- 1.8%	95.1%	96.6%	+ 1.6%
Percent of Last List Price Received*	100.6%	98.6%	- 2.0%	97.9%	99.0%	+ 1.1%
Days on Market Until Sale	28	19	- 32.1%	36	30	- 16.7%
New Listings	32	34	+ 6.3%	156	182	+ 16.7%
Median List Price of New Listings	\$207,350	\$227,450	+ 9.7%	\$174,900	\$219,900	+ 25.7%
Median List Price at Time of Sale	\$199,900	\$214,900	+ 7.5%	\$167,500	\$212,400	+ 26.8%
Inventory of Homes for Sale	19	39	+ 105.3%	—	—	—
Months Supply of Inventory	0.8	1.5	+ 87.5%	—	—	—

* Does not account for sale concessions and/or downpayment assistance. | Percent changes are calculated using rounded figures and can sometimes look extreme due to small sample size.

Closed Sales

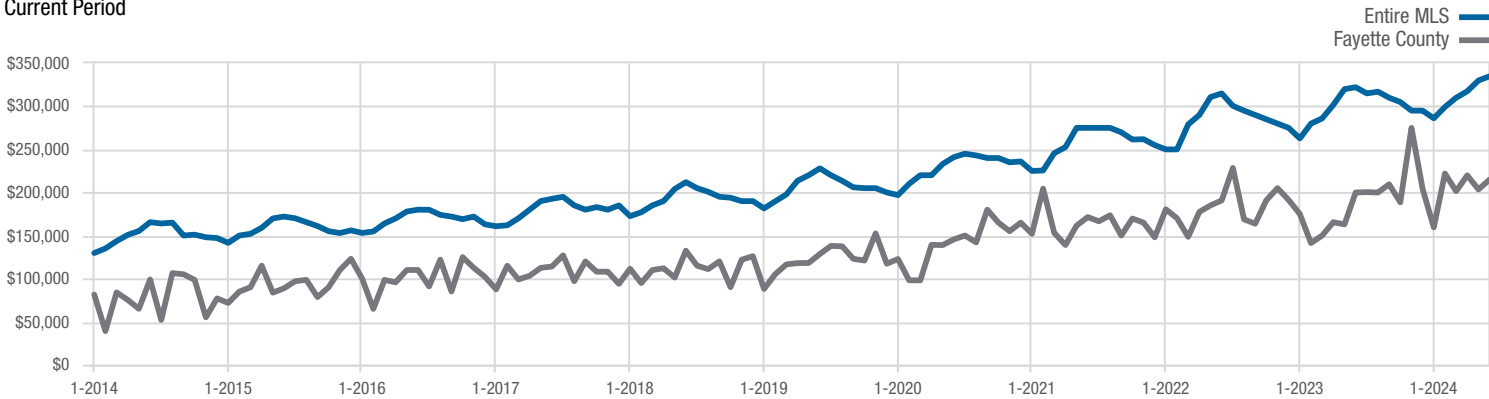


In Contracts



Median Sales Price

Current Period



Each data point represents the median sales price in a given month.

Local Market Update – June 2024

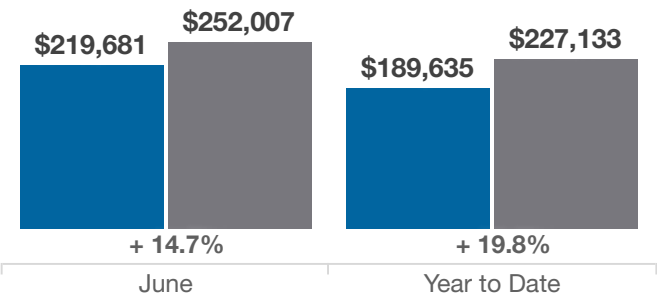
A RESEARCH TOOL PROVIDED BY THE COLUMBUS REALTORS®
BASED ON RESIDENTIAL LISTING DATA ONLY



Fayette County

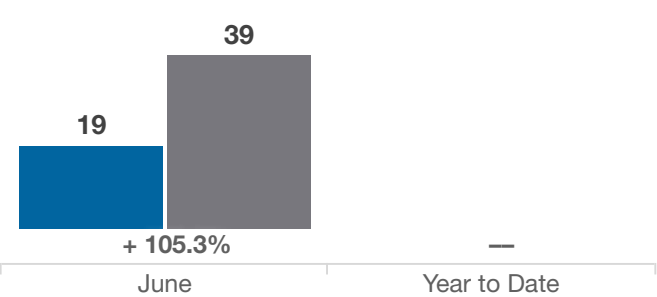
Average Sales Price

2023 2024



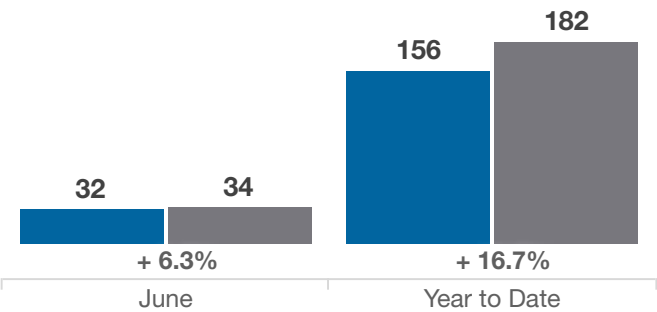
Inventory of Homes for Sale

2023 2024



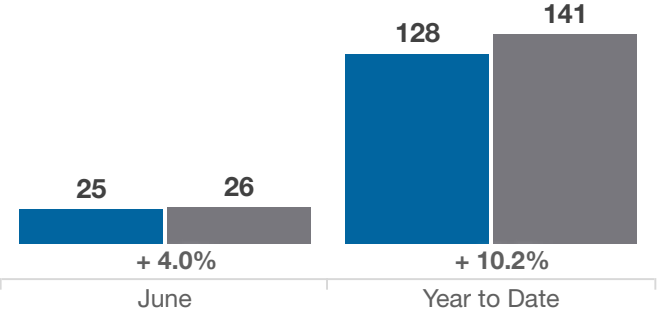
New Listings

2023 2024



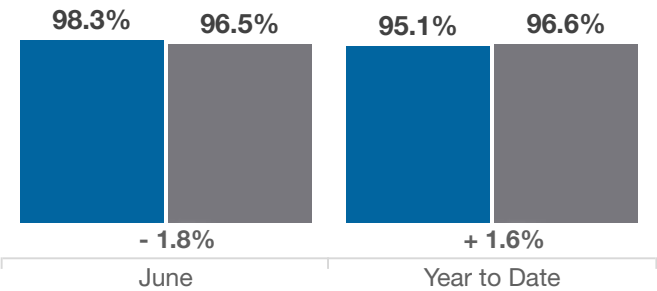
Single Family Sales

2023 2024



Pct. Of Orig. List Price Received

2023 2024



Condo Sales

2023 2024

