

# Local Market Update – June 2024

A RESEARCH TOOL PROVIDED BY THE COLUMBUS REALTORS®  
BASED ON RESIDENTIAL LISTING DATA ONLY

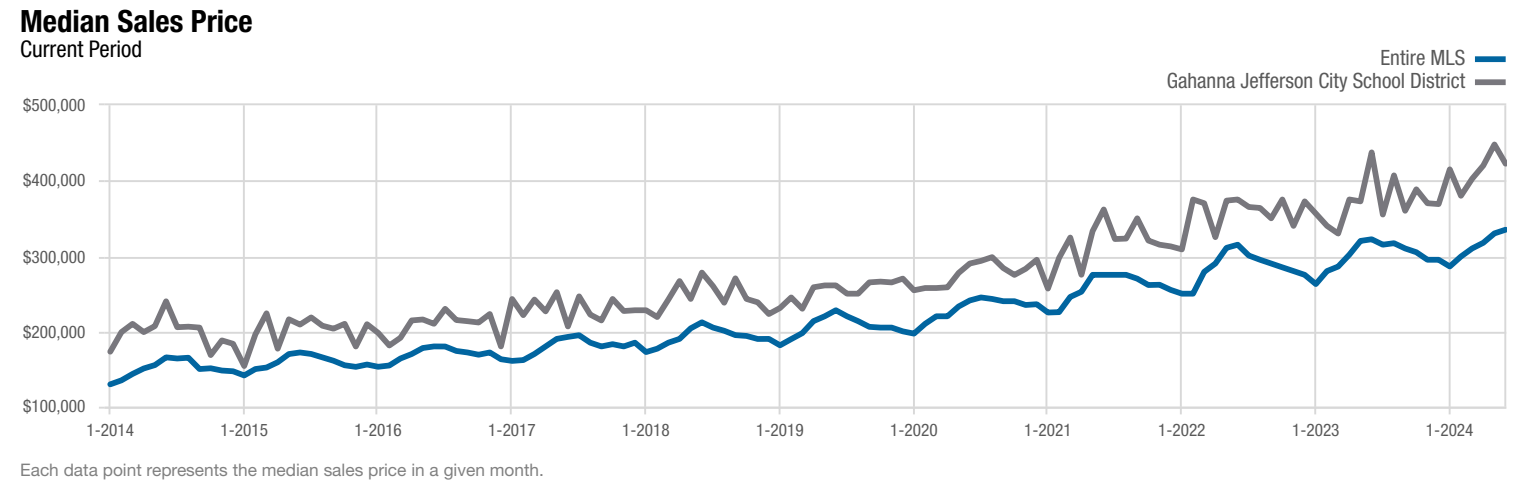
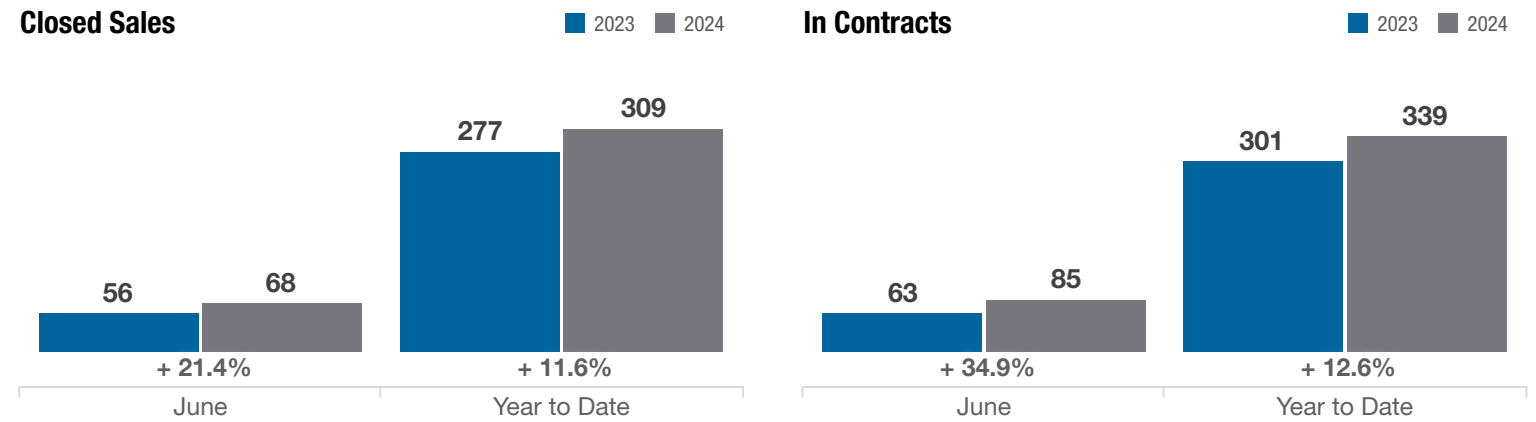


## Gahanna Jefferson City School District

Franklin County

Key Metrics	June			Year to Date		
	2023	2024	% Change	Thru 6-2023	Thru 6-2024	% Change
Closed Sales	56	68	+ 21.4%	277	309	+ 11.6%
In Contracts	63	85	+ 34.9%	301	339	+ 12.6%
Average Sales Price*	\$524,847	\$465,416	- 11.3%	\$430,220	\$458,824	+ 6.6%
Median Sales Price*	\$437,500	\$422,450	- 3.4%	\$371,000	\$410,000	+ 10.5%
Average Price Per Square Foot*	\$214.18	\$212.16	- 0.9%	\$203.40	\$215.53	+ 6.0%
Percent of Original List Price Received*	101.3%	100.7%	- 0.6%	100.8%	100.1%	- 0.7%
Percent of Last List Price Received*	102.2%	101.0%	- 1.2%	101.8%	100.8%	- 1.0%
Days on Market Until Sale	13	12	- 7.7%	19	19	0.0%
New Listings	75	84	+ 12.0%	339	370	+ 9.1%
Median List Price of New Listings	\$399,900	\$390,000	- 2.5%	\$375,000	\$399,999	+ 6.7%
Median List Price at Time of Sale	\$415,750	\$392,450	- 5.6%	\$350,000	\$399,800	+ 14.2%
Inventory of Homes for Sale	61	67	+ 9.8%	—	—	—
Months Supply of Inventory	1.2	1.3	+ 8.3%	—	—	—

\* Does not account for sale concessions and/or downpayment assistance. | Percent changes are calculated using rounded figures and can sometimes look extreme due to small sample size.



# Local Market Update – June 2024

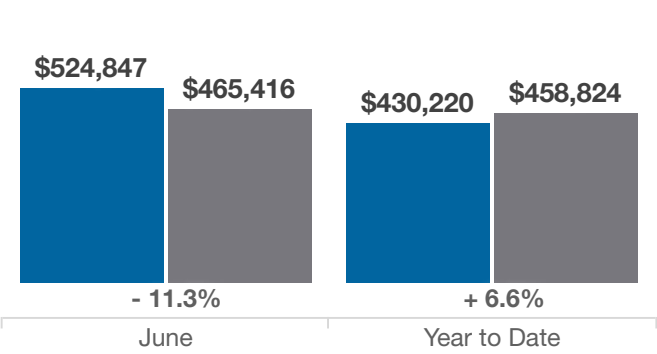
A RESEARCH TOOL PROVIDED BY THE COLUMBUS REALTORS®  
BASED ON RESIDENTIAL LISTING DATA ONLY



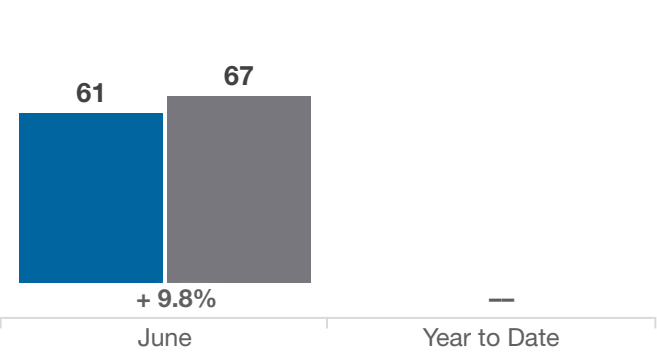
## Gahanna Jefferson City School District

Franklin County

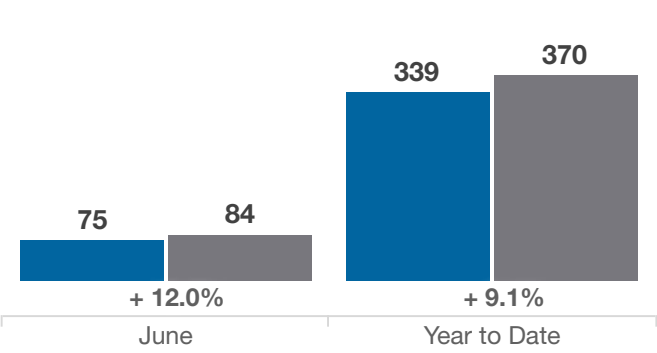
Average Sales Price



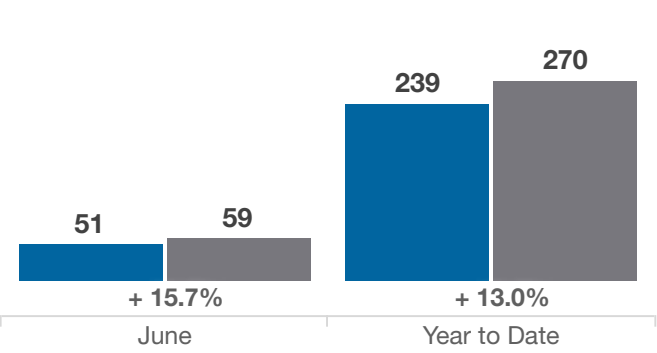
Inventory of Homes for Sale



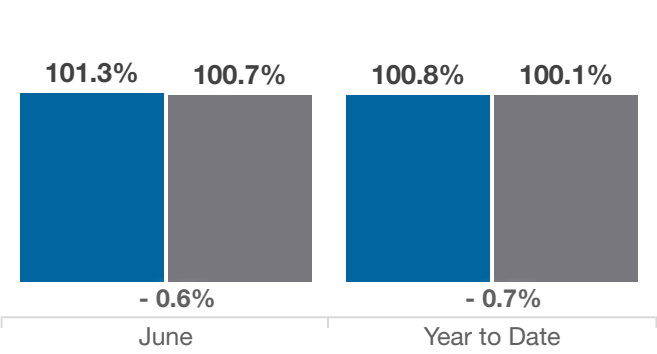
New Listings



Single Family Sales



Pct. Of Orig. List Price Received



Condo Sales

