

Local Market Update – June 2024

A RESEARCH TOOL PROVIDED BY THE COLUMBUS REALTORS®
BASED ON RESIDENTIAL LISTING DATA ONLY



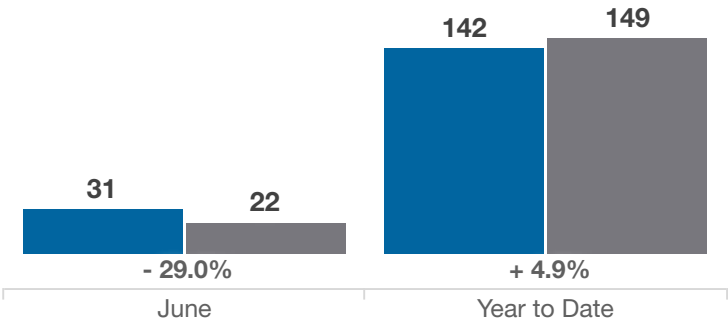
Muskingum County

| Key Metrics | June | | | Year to Date | | |
|--|-----------|-----------|----------|--------------|-------------|----------|
| | 2023 | 2024 | % Change | Thru 6-2023 | Thru 6-2024 | % Change |
| Closed Sales | 31 | 22 | - 29.0% | 142 | 149 | + 4.9% |
| In Contracts | 42 | 27 | - 35.7% | 167 | 165 | - 1.2% |
| Average Sales Price* | \$209,953 | \$247,032 | + 17.7% | \$230,449 | \$251,497 | + 9.1% |
| Median Sales Price* | \$210,000 | \$224,500 | + 6.9% | \$205,000 | \$235,000 | + 14.6% |
| Average Price Per Square Foot* | \$142.93 | \$161.76 | + 13.2% | \$141.52 | \$155.81 | + 10.1% |
| Percent of Original List Price Received* | 98.5% | 95.6% | - 2.9% | 97.1% | 96.5% | - 0.6% |
| Percent of Last List Price Received* | 100.0% | 97.7% | - 2.3% | 98.9% | 98.8% | - 0.1% |
| Days on Market Until Sale | 22 | 33 | + 50.0% | 31 | 49 | + 58.1% |
| New Listings | 43 | 45 | + 4.7% | 199 | 198 | - 0.5% |
| Median List Price of New Listings | \$219,900 | \$265,000 | + 20.5% | \$236,250 | \$259,000 | + 9.6% |
| Median List Price at Time of Sale | \$215,000 | \$239,450 | + 11.4% | \$204,950 | \$249,000 | + 21.5% |
| Inventory of Homes for Sale | 48 | 55 | + 14.6% | — | — | — |
| Months Supply of Inventory | 1.9 | 2.0 | + 5.3% | — | — | — |

* Does not account for sale concessions and/or downpayment assistance. | Percent changes are calculated using rounded figures and can sometimes look extreme due to small sample size.

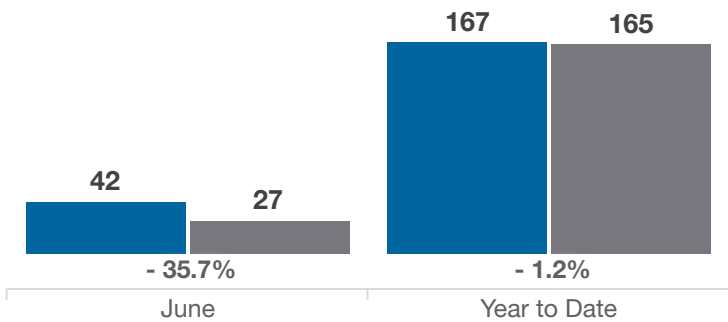
Closed Sales

■ 2023 ■ 2024



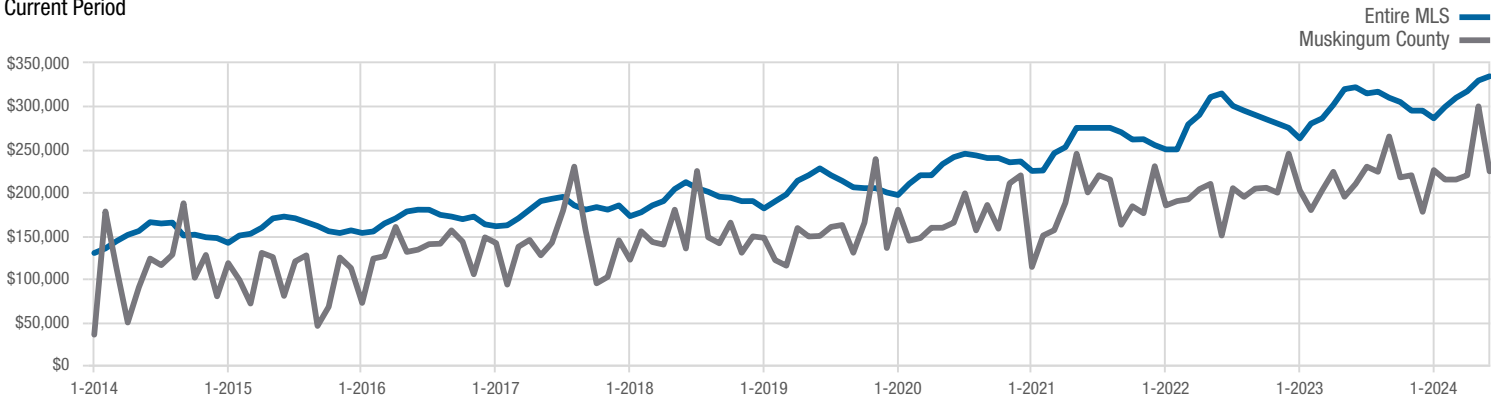
In Contracts

■ 2023 ■ 2024



Median Sales Price

Current Period



Each data point represents the median sales price in a given month.

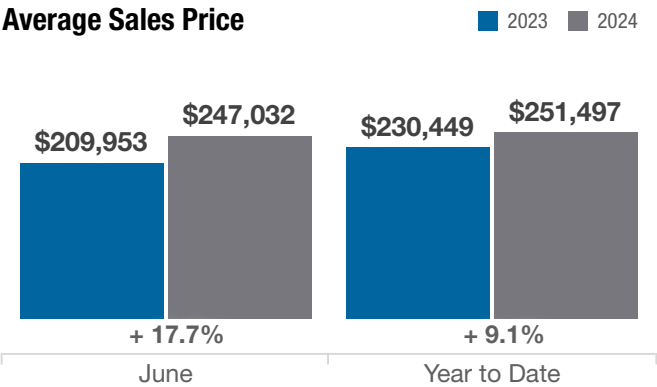
Local Market Update – June 2024

A RESEARCH TOOL PROVIDED BY THE COLUMBUS REALTORS®
BASED ON RESIDENTIAL LISTING DATA ONLY

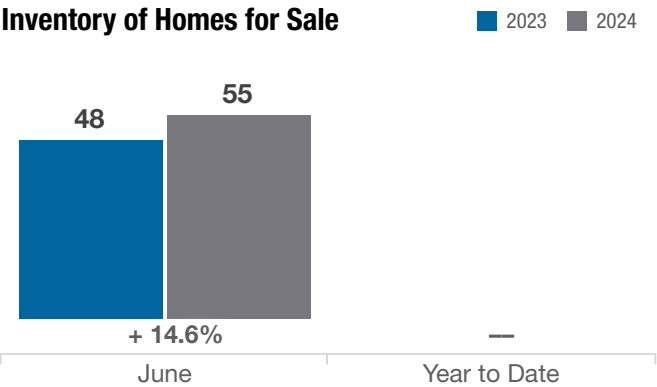


Muskingum County

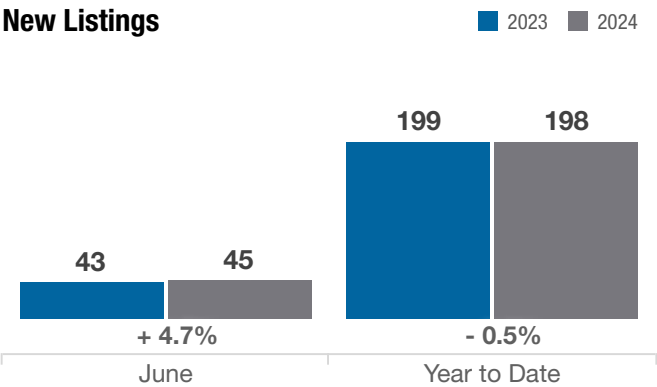
Average Sales Price



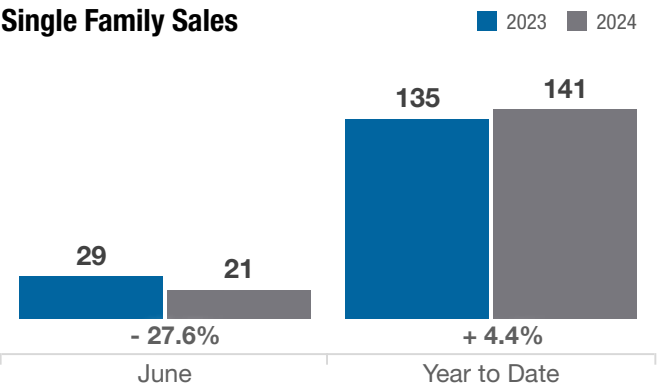
Inventory of Homes for Sale



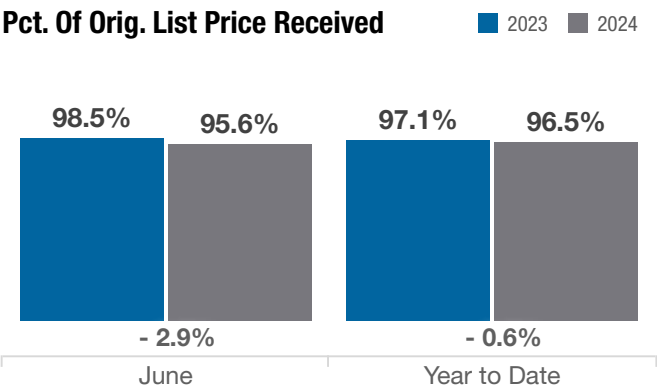
New Listings



Single Family Sales



Pct. Of Orig. List Price Received



Condo Sales

