

# Local Market Update – June 2024

A RESEARCH TOOL PROVIDED BY THE COLUMBUS REALTORS®  
BASED ON RESIDENTIAL LISTING DATA ONLY



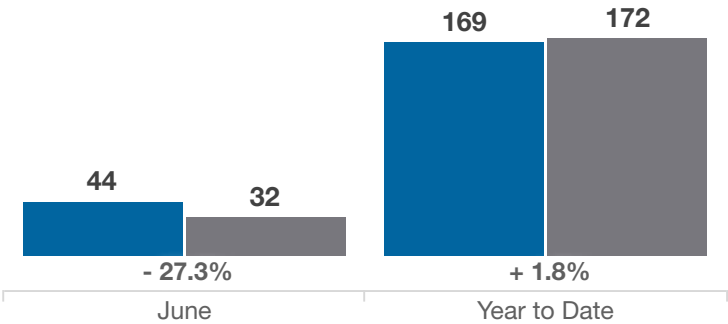
## Teays Valley Local School District

| Key Metrics                              | June      |           |          | Year to Date |             |          |
|--|-----------|-----------|----------|--------------|-------------|----------|
|  | 2023      | 2024      | % Change | Thru 6-2023  | Thru 6-2024 | % Change |
| Closed Sales                             | 44        | 32        | - 27.3%  | 169          | 172         | + 1.8%   |
| In Contracts                             | 36        | 38        | + 5.6%   | 192          | 199         | + 3.6%   |
| Average Sales Price*                     | \$324,581 | \$351,807 | + 8.4%   | \$334,643    | \$365,805   | + 9.3%   |
| Median Sales Price*                      | \$348,810 | \$355,700 | + 2.0%   | \$345,000    | \$358,000   | + 3.8%   |
| Average Price Per Square Foot*           | \$155.73  | \$189.55  | + 21.7%  | \$164.18     | \$187.42    | + 14.2%  |
| Percent of Original List Price Received* | 98.5%     | 98.0%     | - 0.5%   | 96.1%        | 98.0%       | + 2.0%   |
| Percent of Last List Price Received*     | 100.2%    | 99.4%     | - 0.8%   | 99.0%        | 99.7%       | + 0.7%   |
| Days on Market Until Sale                | 51        | 27        | - 47.1%  | 63           | 52          | - 17.5%  |
| New Listings                             | 31        | 51        | + 64.5%  | 182          | 239         | + 31.3%  |
| Median List Price of New Listings        | \$350,565 | \$390,000 | + 11.2%  | \$344,900    | \$372,860   | + 8.1%   |
| Median List Price at Time of Sale        | \$347,158 | \$354,950 | + 2.2%   | \$345,000    | \$359,900   | + 4.3%   |
| Inventory of Homes for Sale              | 61        | 93        | + 52.5%  | —            | —           | —        |
| Months Supply of Inventory               | 1.9       | 3.1       | + 63.2%  | —            | —           | —        |

\* Does not account for sale concessions and/or downpayment assistance. | Percent changes are calculated using rounded figures and can sometimes look extreme due to small sample size.

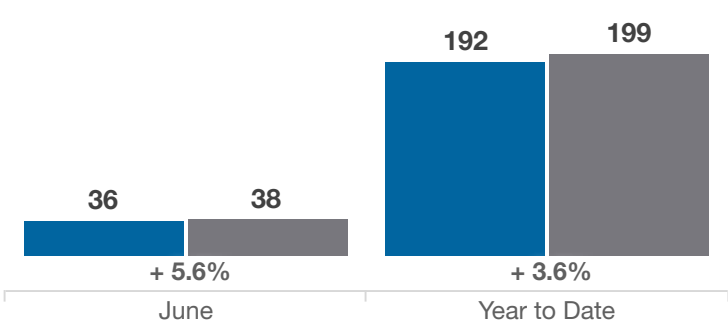
### Closed Sales

■ 2023 ■ 2024



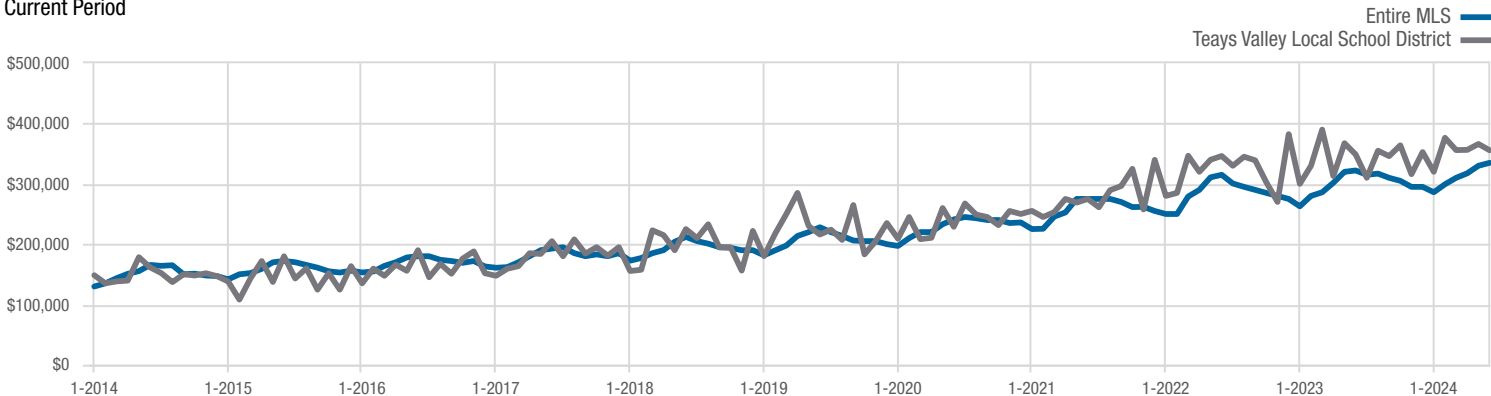
### In Contracts

■ 2023 ■ 2024



### Median Sales Price

Current Period



Each data point represents the median sales price in a given month.

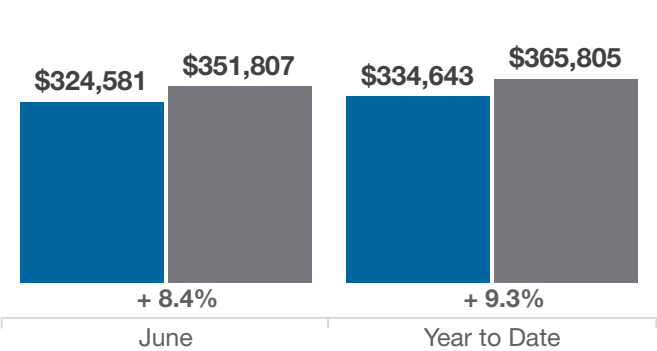
# Local Market Update – June 2024

A RESEARCH TOOL PROVIDED BY THE COLUMBUS REALTORS®  
BASED ON RESIDENTIAL LISTING DATA ONLY

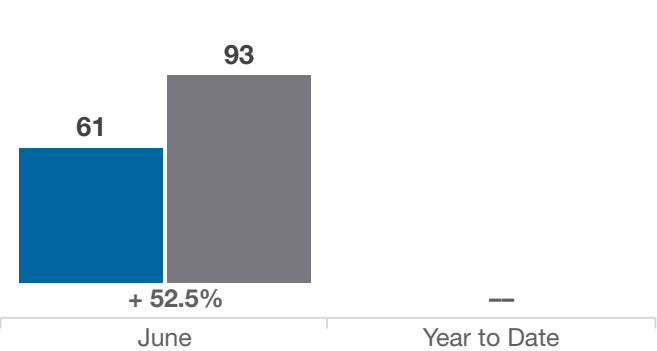


## Teays Valley Local School District

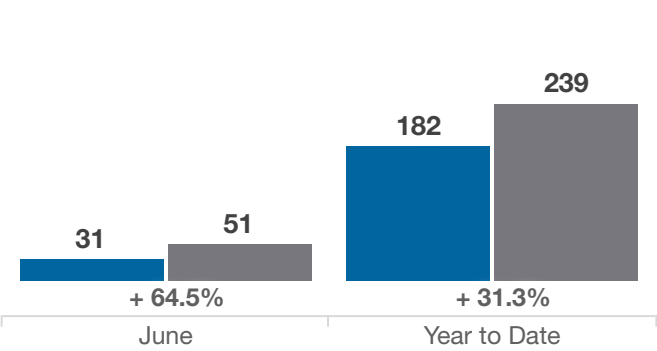
Average Sales Price



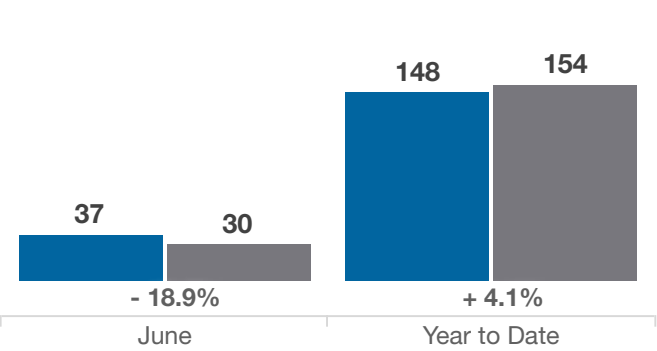
Inventory of Homes for Sale



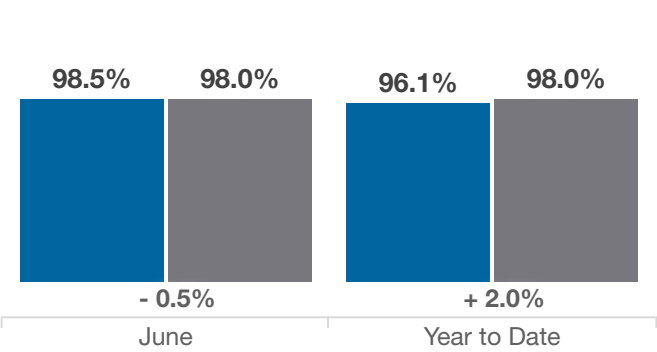
New Listings



Single Family Sales



Pct. Of Orig. List Price Received



Condo Sales

