

Local Market Update – June 2024

A RESEARCH TOOL PROVIDED BY THE COLUMBUS REALTORS®
BASED ON RESIDENTIAL LISTING DATA ONLY



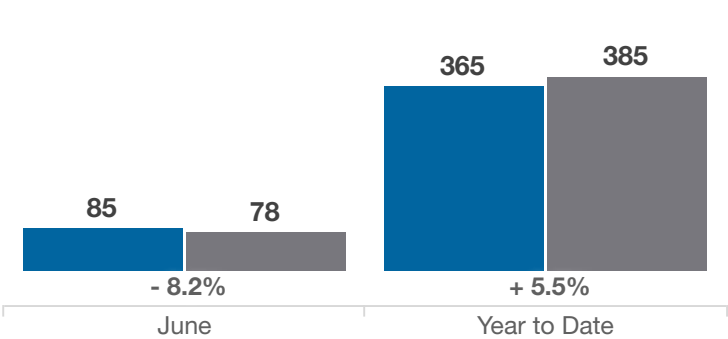
Union County

Key Metrics	June			Year to Date		
	2023	2024	% Change	Thru 6-2023	Thru 6-2024	% Change
Closed Sales	85	78	- 8.2%	365	385	+ 5.5%
In Contracts	103	82	- 20.4%	414	457	+ 10.4%
Average Sales Price*	\$453,787	\$505,067	+ 11.3%	\$452,847	\$508,605	+ 12.3%
Median Sales Price*	\$365,000	\$431,670	+ 18.3%	\$400,000	\$431,160	+ 7.8%
Average Price Per Square Foot*	\$206.31	\$206.75	+ 0.2%	\$199.28	\$206.66	+ 3.7%
Percent of Original List Price Received*	101.7%	100.0%	- 1.7%	99.6%	99.8%	+ 0.2%
Percent of Last List Price Received*	102.3%	100.7%	- 1.6%	100.6%	100.6%	0.0%
Days on Market Until Sale	25	40	+ 60.0%	32	40	+ 25.0%
New Listings	102	87	- 14.7%	467	528	+ 13.1%
Median List Price of New Listings	\$427,450	\$454,900	+ 6.4%	\$435,500	\$473,485	+ 8.7%
Median List Price at Time of Sale	\$360,000	\$426,620	+ 18.5%	\$399,900	\$429,950	+ 7.5%
Inventory of Homes for Sale	95	139	+ 46.3%	—	—	—
Months Supply of Inventory	1.4	1.9	+ 35.7%	—	—	—

* Does not account for sale concessions and/or downpayment assistance. | Percent changes are calculated using rounded figures and can sometimes look extreme due to small sample size.

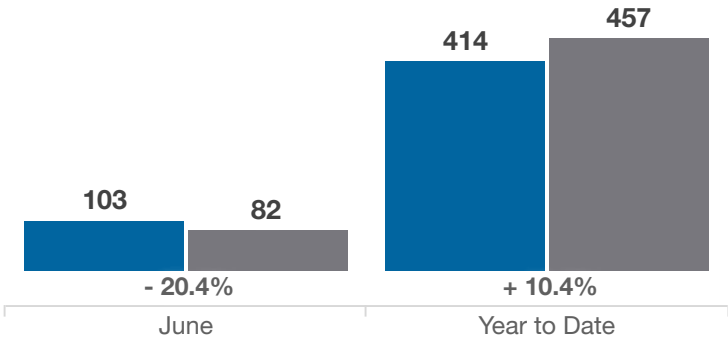
Closed Sales

■ 2023 ■ 2024



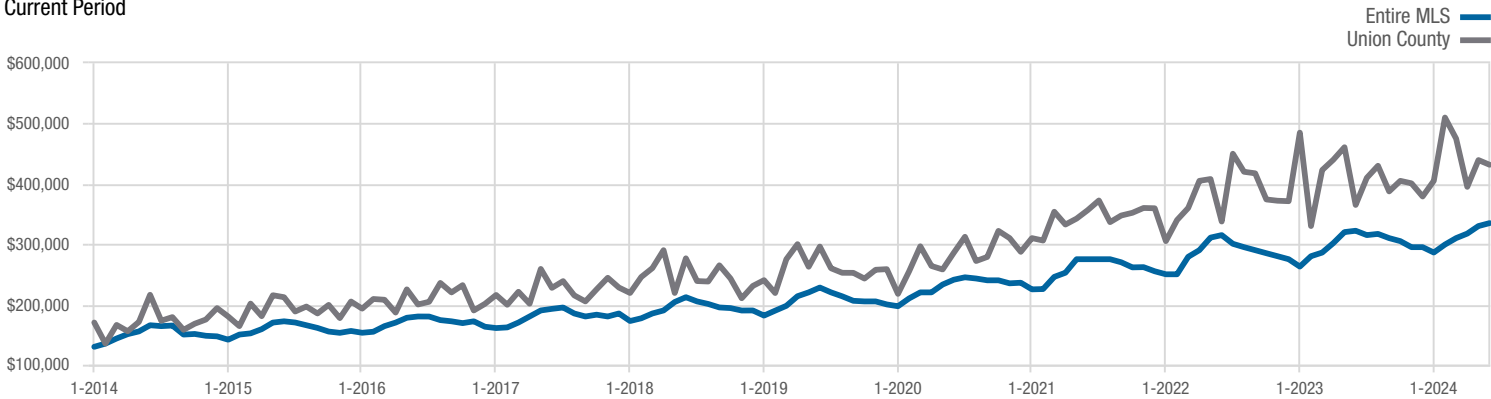
In Contracts

■ 2023 ■ 2024



Median Sales Price

Current Period



Each data point represents the median sales price in a given month.

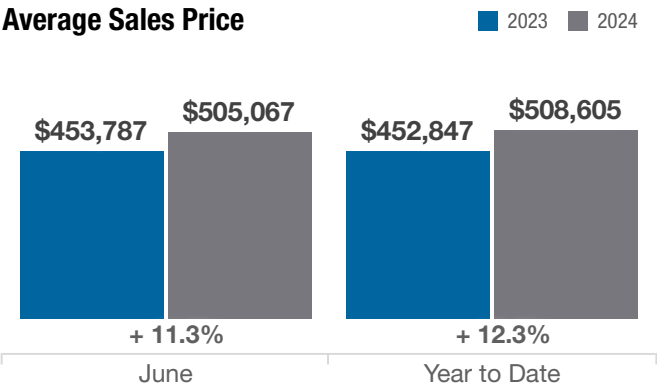
Local Market Update – June 2024

A RESEARCH TOOL PROVIDED BY THE COLUMBUS REALTORS®
BASED ON RESIDENTIAL LISTING DATA ONLY

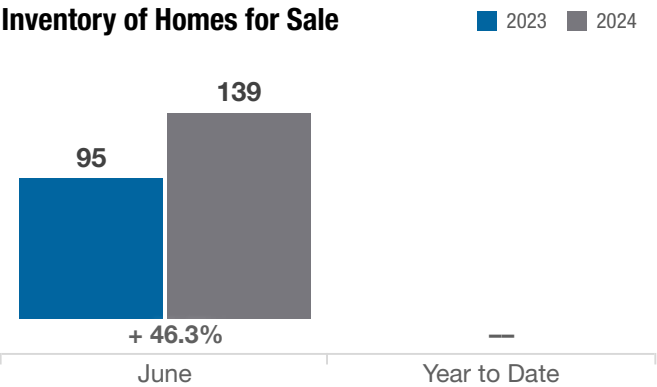


Union County

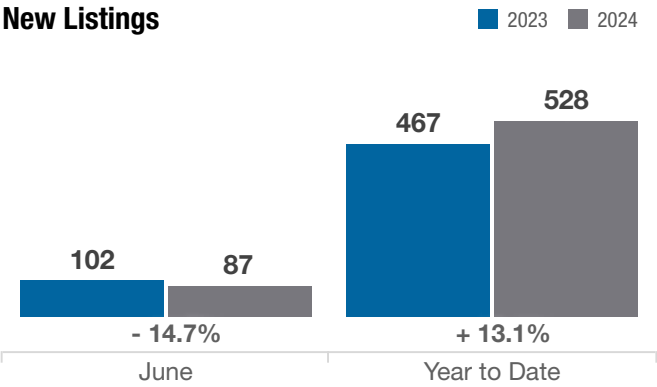
Average Sales Price



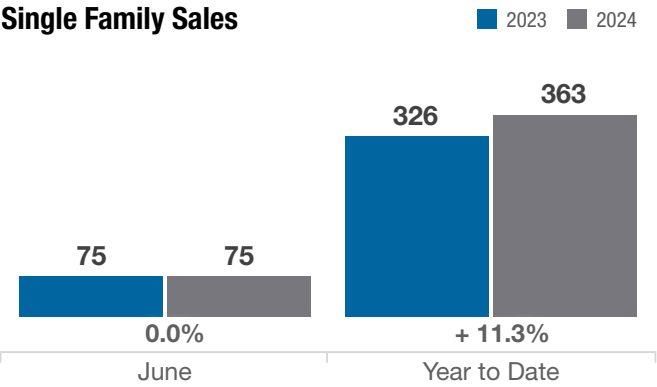
Inventory of Homes for Sale



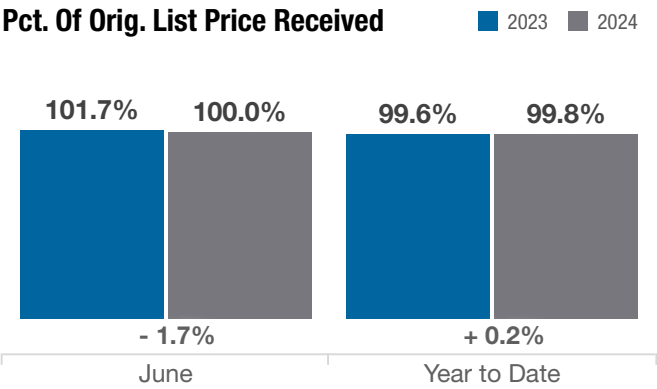
New Listings



Single Family Sales



Pct. Of Orig. List Price Received



Condo Sales

