

# Local Market Update – June 2024

A RESEARCH TOOL PROVIDED BY THE COLUMBUS REALTORS®  
BASED ON RESIDENTIAL LISTING DATA ONLY



## Whitehall (Corp.)

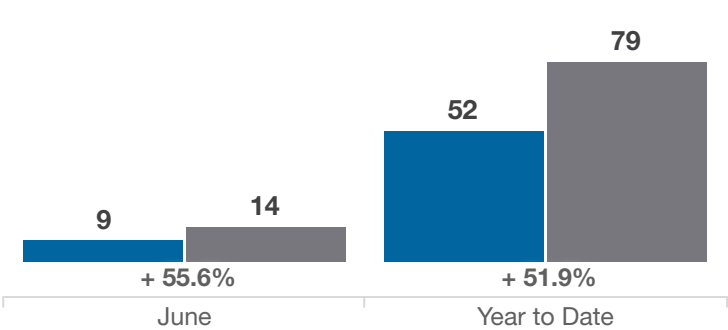
Franklin County

| Key Metrics                              | June      |           |          | Year to Date |             |          |
|--|-----------|-----------|----------|--------------|-------------|----------|
|  | 2023      | 2024      | % Change | Thru 6-2023  | Thru 6-2024 | % Change |
| Closed Sales                             | 9         | 14        | + 55.6%  | 52           | 79          | + 51.9%  |
| In Contracts                             | 16        | 17        | + 6.3%   | 64           | 88          | + 37.5%  |
| Average Sales Price*                     | \$218,489 | \$213,157 | - 2.4%   | \$192,616    | \$198,094   | + 2.8%   |
| Median Sales Price*                      | \$245,900 | \$198,500 | - 19.3%  | \$187,500    | \$197,000   | + 5.1%   |
| Average Price Per Square Foot*           | \$143.19  | \$166.02  | + 15.9%  | \$159.45     | \$167.93    | + 5.3%   |
| Percent of Original List Price Received* | 100.7%    | 95.8%     | - 4.9%   | 98.8%        | 98.1%       | - 0.7%   |
| Percent of Last List Price Received*     | 100.7%    | 97.3%     | - 3.4%   | 100.5%       | 99.3%       | - 1.2%   |
| Days on Market Until Sale                | 7         | 26        | + 271.4% | 20           | 21          | + 5.0%   |
| New Listings                             | 13        | 15        | + 15.4%  | 64           | 93          | + 45.3%  |
| Median List Price of New Listings        | \$159,900 | \$224,900 | + 40.7%  | \$189,900    | \$214,900   | + 13.2%  |
| Median List Price at Time of Sale        | \$239,900 | \$226,950 | - 5.4%   | \$185,750    | \$205,000   | + 10.4%  |
| Inventory of Homes for Sale              | 7         | 10        | + 42.9%  | —            | —           | —        |
| Months Supply of Inventory               | 0.6       | 0.8       | + 33.3%  | —            | —           | —        |

\* Does not account for sale concessions and/or downpayment assistance. | Percent changes are calculated using rounded figures and can sometimes look extreme due to small sample size.

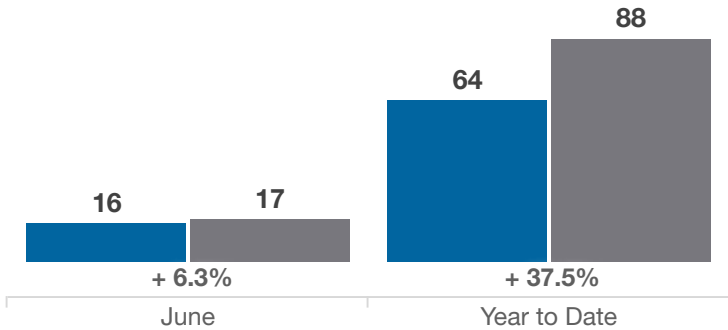
### Closed Sales

■ 2023 ■ 2024



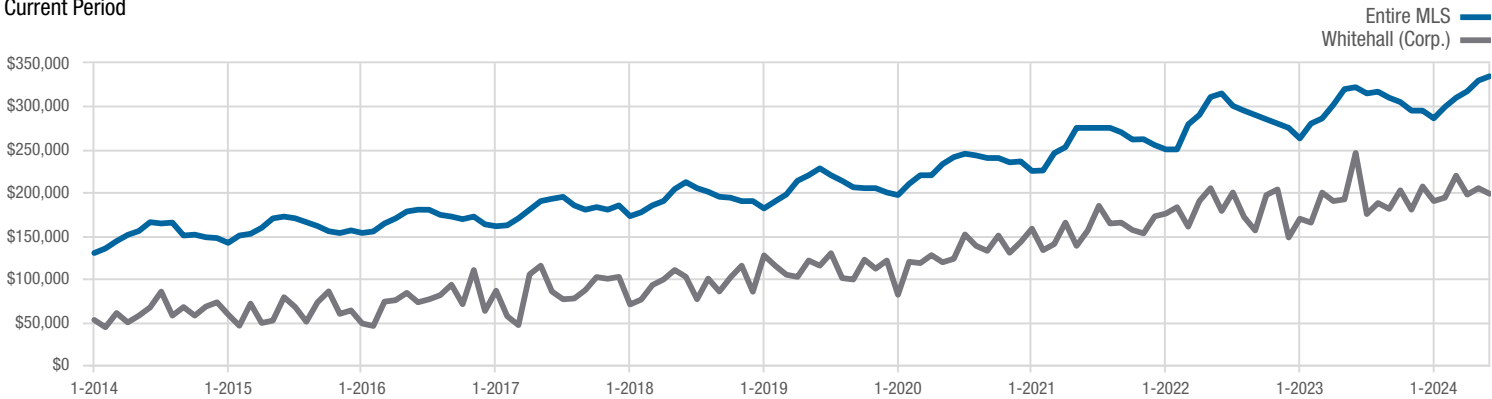
### In Contracts

■ 2023 ■ 2024



### Median Sales Price

Current Period



Each data point represents the median sales price in a given month.

# Local Market Update – June 2024

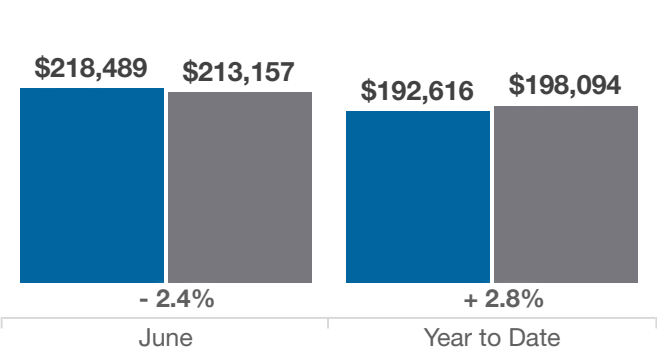
A RESEARCH TOOL PROVIDED BY THE COLUMBUS REALTORS®  
BASED ON RESIDENTIAL LISTING DATA ONLY



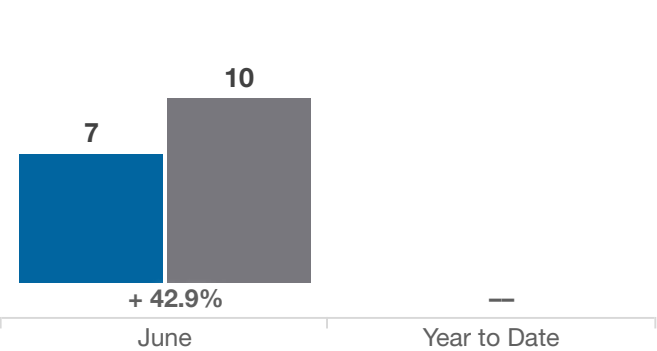
## Whitehall (Corp.)

Franklin County

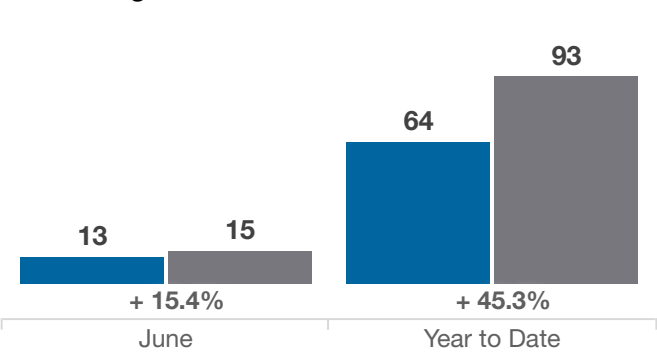
Average Sales Price



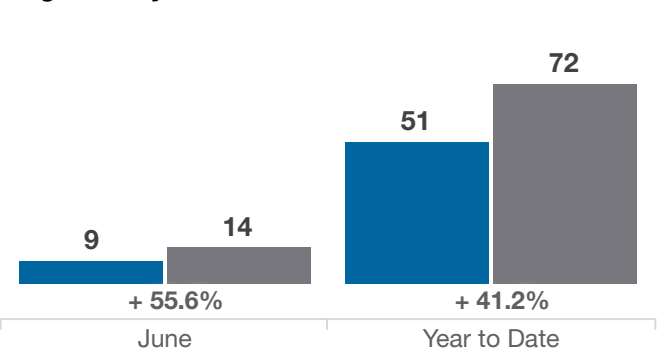
Inventory of Homes for Sale



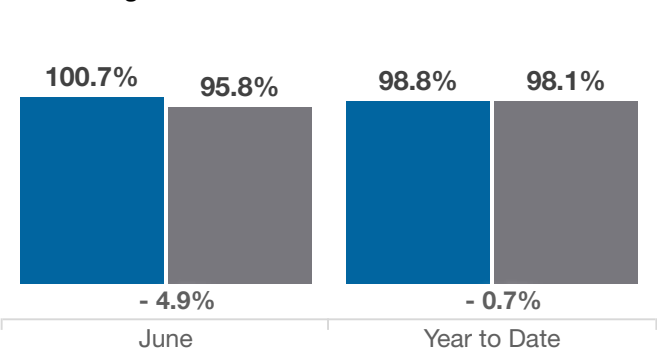
New Listings



Single Family Sales



Pct. Of Orig. List Price Received



Condo Sales

