

Local Market Update – June 2024

A RESEARCH TOOL PROVIDED BY THE COLUMBUS REALTORS®
BASED ON RESIDENTIAL LISTING DATA ONLY



Worthington City School District

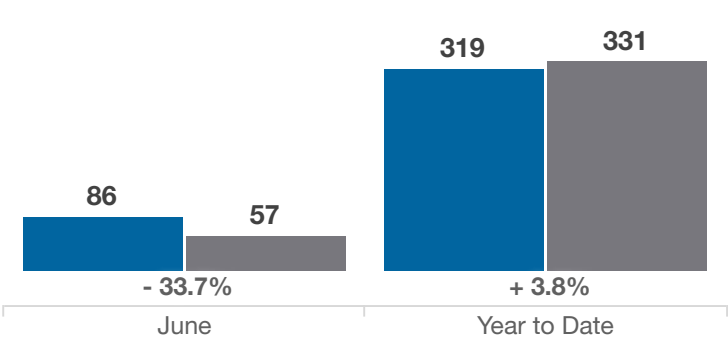
Franklin County

Key Metrics	June			Year to Date		
	2023	2024	% Change	Thru 6-2023	Thru 6-2024	% Change
Closed Sales	86	57	- 33.7%	319	331	+ 3.8%
In Contracts	99	82	- 17.2%	362	371	+ 2.5%
Average Sales Price*	\$425,702	\$447,288	+ 5.1%	\$394,598	\$425,625	+ 7.9%
Median Sales Price*	\$379,850	\$439,900	+ 15.8%	\$369,000	\$413,000	+ 11.9%
Average Price Per Square Foot*	\$237.39	\$253.21	+ 6.7%	\$225.59	\$242.43	+ 7.5%
Percent of Original List Price Received*	104.6%	102.7%	- 1.8%	102.4%	101.6%	- 0.8%
Percent of Last List Price Received*	105.0%	103.3%	- 1.6%	103.3%	102.3%	- 1.0%
Days on Market Until Sale	7	9	+ 28.6%	15	15	0.0%
New Listings	80	88	+ 10.0%	360	402	+ 11.7%
Median List Price of New Listings	\$382,450	\$399,900	+ 4.6%	\$362,000	\$399,894	+ 10.5%
Median List Price at Time of Sale	\$367,450	\$430,000	+ 17.0%	\$350,000	\$399,500	+ 14.1%
Inventory of Homes for Sale	28	45	+ 60.7%	—	—	—
Months Supply of Inventory	0.5	0.8	+ 60.0%	—	—	—

* Does not account for sale concessions and/or downpayment assistance. | Percent changes are calculated using rounded figures and can sometimes look extreme due to small sample size.

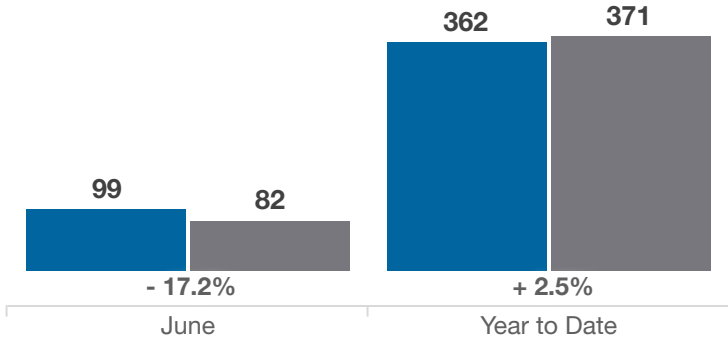
Closed Sales

■ 2023 ■ 2024



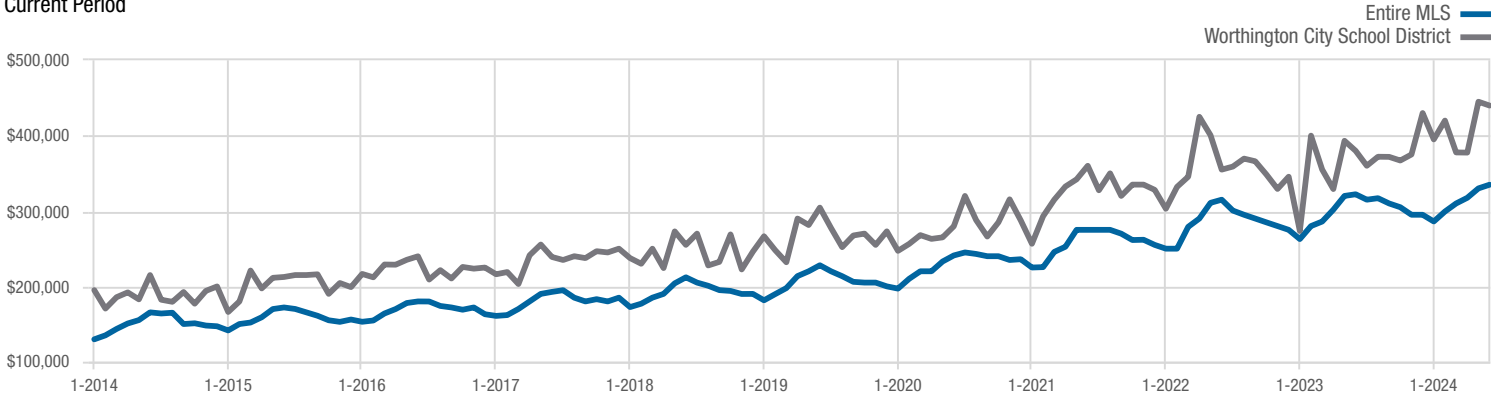
In Contracts

■ 2023 ■ 2024



Median Sales Price

Current Period



Each data point represents the median sales price in a given month.

Local Market Update – June 2024

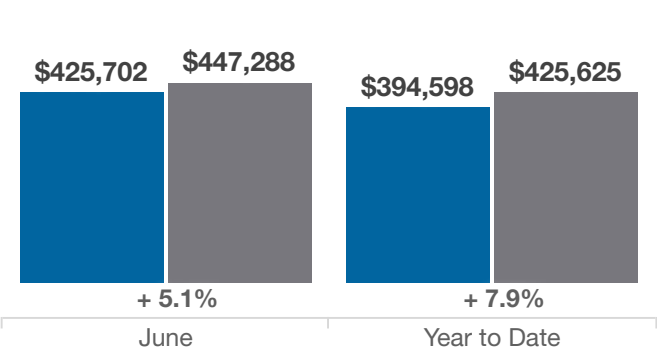
A RESEARCH TOOL PROVIDED BY THE COLUMBUS REALTORS®
BASED ON RESIDENTIAL LISTING DATA ONLY



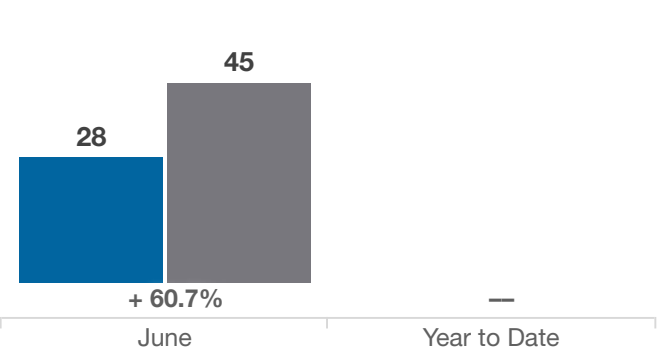
Worthington City School District

Franklin County

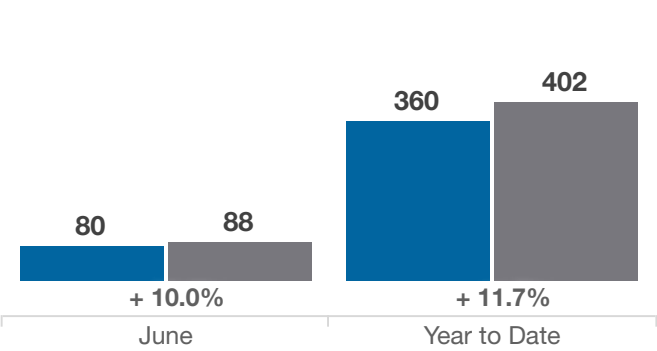
Average Sales Price



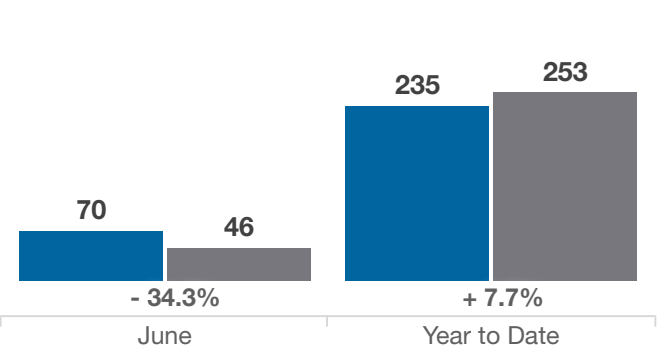
Inventory of Homes for Sale



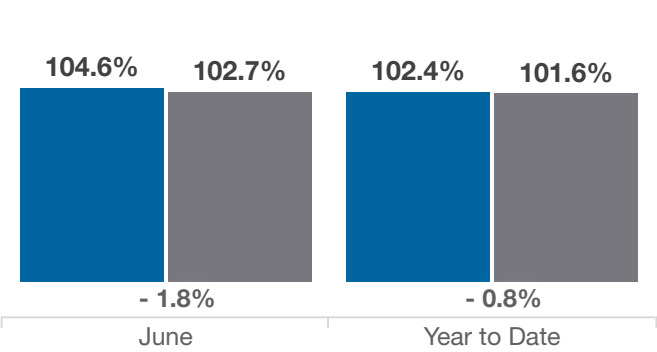
New Listings



Single Family Sales



Pct. Of Orig. List Price Received



Condo Sales

