

Beechwold / Clintonville

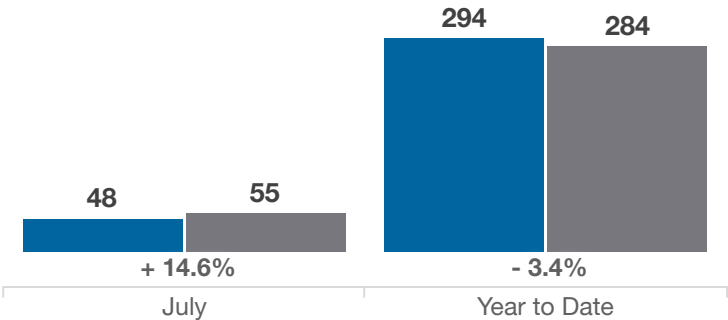
Franklin County (43214, 43202)

Key Metrics	July			Year to Date		
	2023	2024	% Change	Thru 7-2023	Thru 7-2024	% Change
Closed Sales	48	55	+ 14.6%	294	284	- 3.4%
In Contracts	62	56	- 9.7%	328	310	- 5.5%
Average Sales Price*	\$384,345	\$396,378	+ 3.1%	\$398,051	\$414,776	+ 4.2%
Median Sales Price*	\$370,000	\$390,000	+ 5.4%	\$382,000	\$398,700	+ 4.4%
Average Price Per Square Foot*	\$269.76	\$305.55	+ 13.3%	\$279.12	\$291.12	+ 4.3%
Percent of Original List Price Received*	100.3%	100.8%	+ 0.5%	101.5%	102.1%	+ 0.6%
Percent of Last List Price Received*	101.2%	101.9%	+ 0.7%	102.8%	102.8%	0.0%
Days on Market Until Sale	10	9	- 10.0%	17	12	- 29.4%
New Listings	59	60	+ 1.7%	343	356	+ 3.8%
Median List Price of New Listings	\$399,000	\$387,000	- 3.0%	\$379,900	\$389,950	+ 2.6%
Median List Price at Time of Sale	\$355,000	\$389,900	+ 9.8%	\$370,500	\$385,000	+ 3.9%
Inventory of Homes for Sale	39	49	+ 25.6%	—	—	—
Months Supply of Inventory	0.9	1.2	+ 33.3%	—	—	—

* Does not account for sale concessions and/or downpayment assistance. | Percent changes are calculated using rounded figures and can sometimes look extreme due to small sample size.

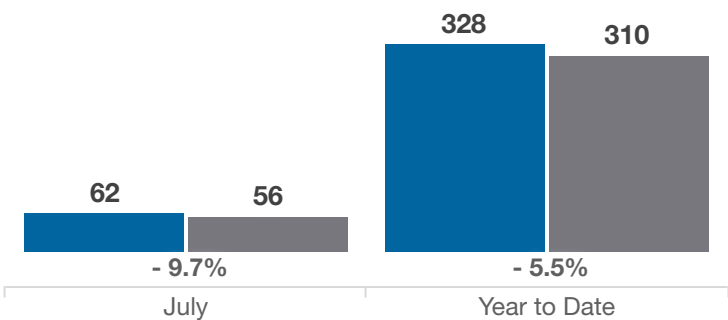
Closed Sales

2023 2024



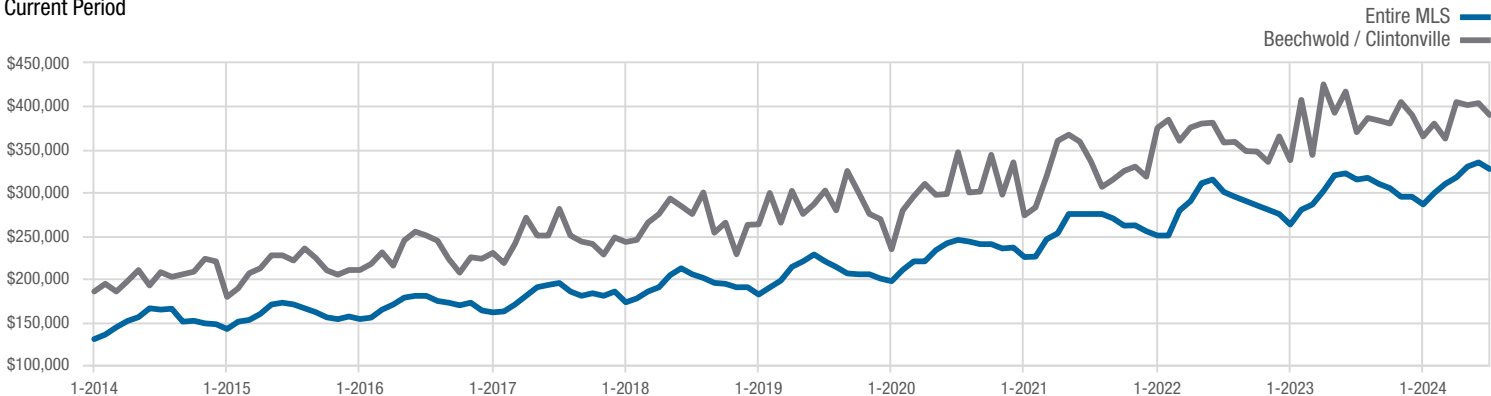
In Contracts

2023 2024



Median Sales Price

Current Period



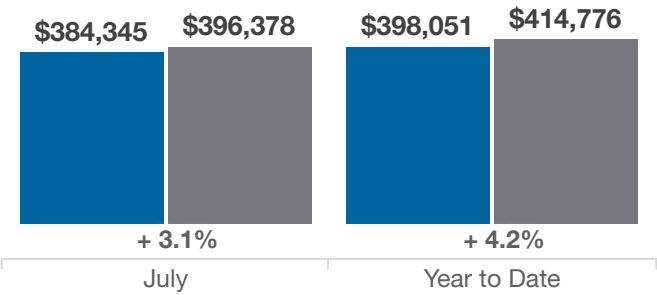
Each data point represents the median sales price in a given month.

Beechwold / Clintonville

Franklin County (43214, 43202)

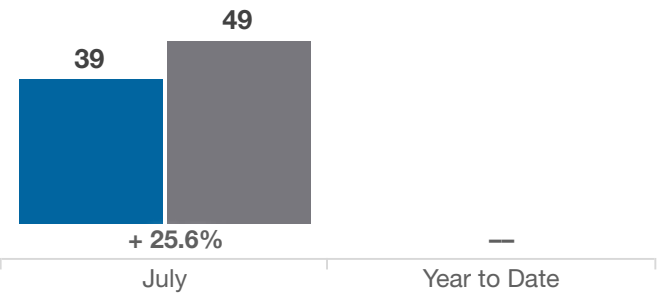
Average Sales Price

20232024



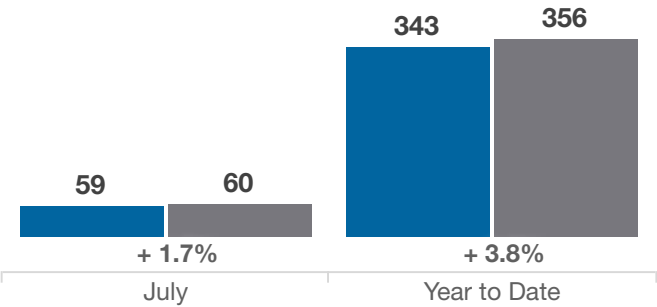
Inventory of Homes for Sale

20232024



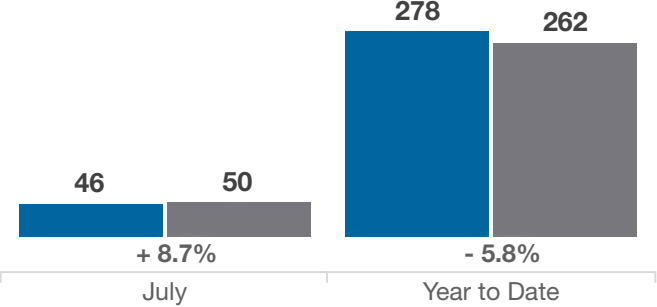
New Listings

20232024



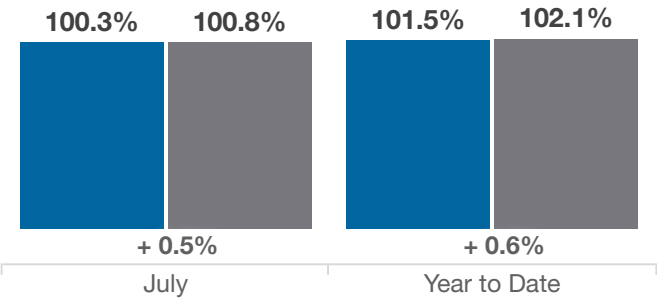
Single Family Sales

20232024



Pct. Of Orig. List Price Received

20232024



Condo Sales

20232024

