

Gahanna Jefferson City School District

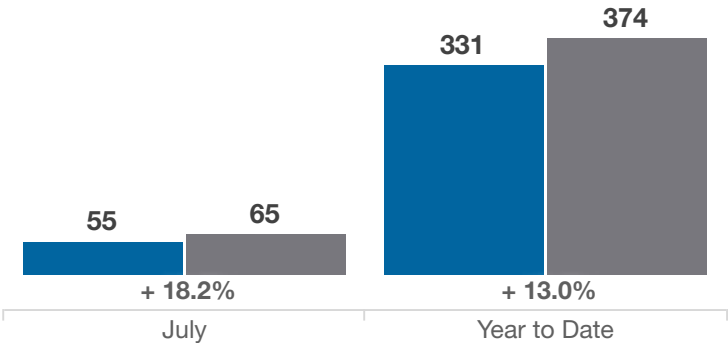
Franklin County

Key Metrics	July			Year to Date		
	2023	2024	% Change	Thru 7-2023	Thru 7-2024	% Change
Closed Sales	55	65	+ 18.2%	331	374	+ 13.0%
In Contracts	79	65	- 17.7%	369	399	+ 8.1%
Average Sales Price*	\$402,537	\$443,733	+ 10.2%	\$425,411	\$456,194	+ 7.2%
Median Sales Price*	\$355,000	\$392,750	+ 10.6%	\$370,000	\$410,000	+ 10.8%
Average Price Per Square Foot*	\$200.68	\$212.69	+ 6.0%	\$202.95	\$215.03	+ 6.0%
Percent of Original List Price Received*	102.2%	99.5%	- 2.6%	101.1%	100.0%	- 1.1%
Percent of Last List Price Received*	102.7%	100.3%	- 2.3%	101.9%	100.7%	- 1.2%
Days on Market Until Sale	11	15	+ 36.4%	17	18	+ 5.9%
New Listings	70	54	- 22.9%	409	424	+ 3.7%
Median List Price of New Listings	\$372,250	\$439,900	+ 18.2%	\$375,000	\$400,000	+ 6.7%
Median List Price at Time of Sale	\$350,000	\$390,000	+ 11.4%	\$350,000	\$399,000	+ 14.0%
Inventory of Homes for Sale	56	50	- 10.7%	—	—	—
Months Supply of Inventory	1.1	1.0	- 9.1%	—	—	—

* Does not account for sale concessions and/or downpayment assistance. | Percent changes are calculated using rounded figures and can sometimes look extreme due to small sample size.

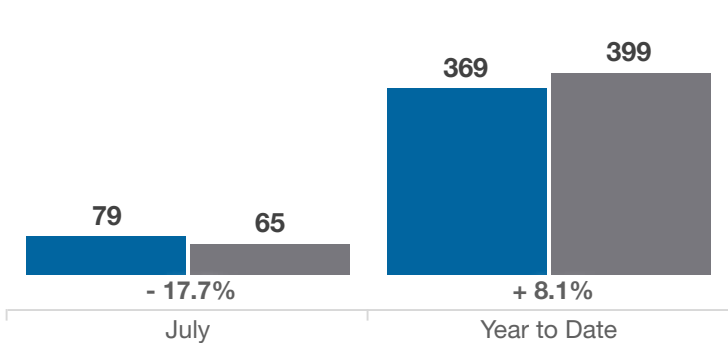
Closed Sales

2023 2024

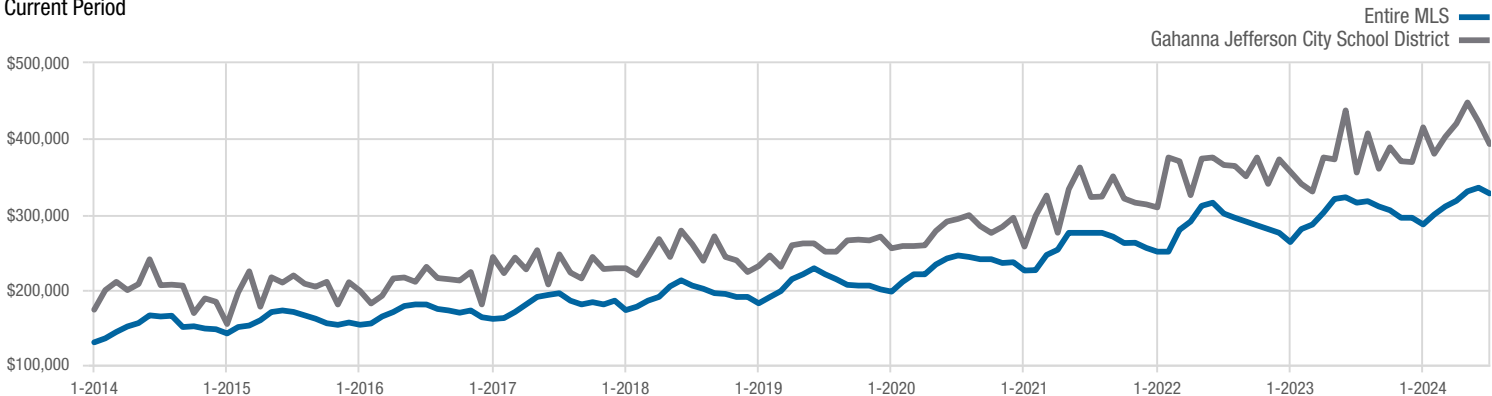


In Contracts

2023 2024



Median Sales Price
Current Period



Each data point represents the median sales price in a given month.

Gahanna Jefferson City School District

Franklin County

