

# German Village

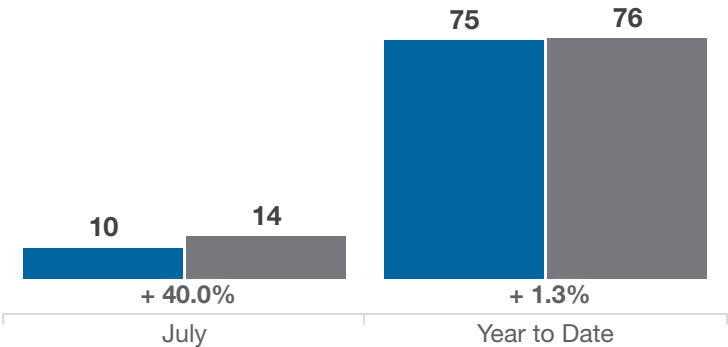
Franklin County (43206 and German Village subdivision)

Key Metrics	July			Year to Date		
	2023	2024	% Change	Thru 7-2023	Thru 7-2024	% Change
Closed Sales	10	14	+ 40.0%	75	76	+ 1.3%
In Contracts	13	19	+ 46.2%	84	81	- 3.6%
Average Sales Price*	\$514,700	\$655,664	+ 27.4%	\$597,999	\$684,796	+ 14.5%
Median Sales Price*	\$457,500	\$661,000	+ 44.5%	\$521,000	\$587,500	+ 12.8%
Average Price Per Square Foot*	\$294.39	\$366.67	+ 24.6%	\$349.37	\$370.07	+ 5.9%
Percent of Original List Price Received*	99.6%	99.8%	+ 0.2%	99.1%	97.0%	- 2.1%
Percent of Last List Price Received*	101.4%	100.6%	- 0.8%	100.4%	99.2%	- 1.2%
Days on Market Until Sale	23	14	- 39.1%	18	39	+ 116.7%
New Listings	11	13	+ 18.2%	104	105	+ 1.0%
Median List Price of New Listings	\$599,500	\$570,000	- 4.9%	\$527,250	\$650,000	+ 23.3%
Median List Price at Time of Sale	\$439,700	\$635,000	+ 44.4%	\$499,900	\$617,250	+ 23.5%
Inventory of Homes for Sale	19	26	+ 36.8%	—	—	—
Months Supply of Inventory	1.8	2.6	+ 44.4%	—	—	—

\* Does not account for sale concessions and/or downpayment assistance. | Percent changes are calculated using rounded figures and can sometimes look extreme due to small sample size.

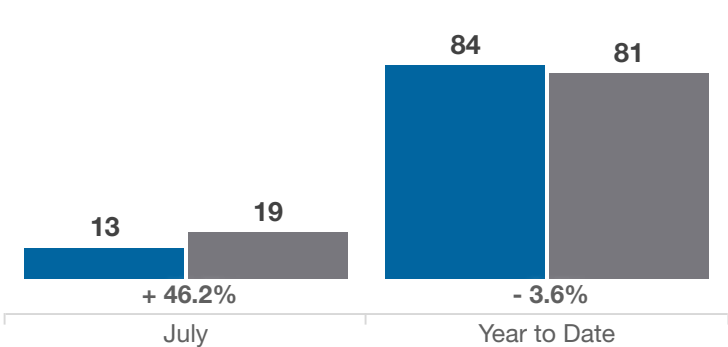
## Closed Sales

■ 2023 ■ 2024



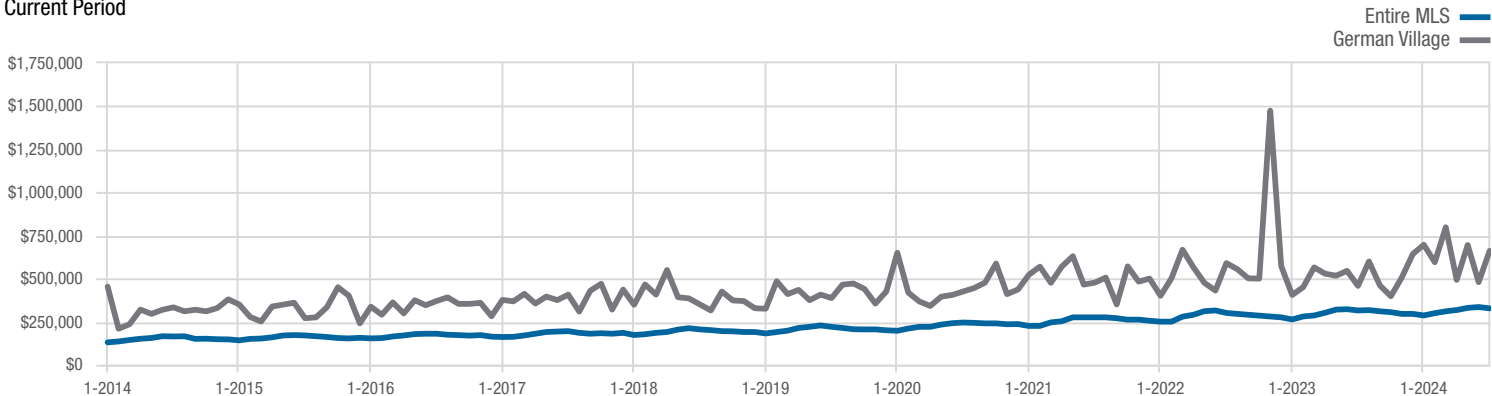
## In Contracts

■ 2023 ■ 2024



## Median Sales Price

Current Period



Each data point represents the median sales price in a given month.

## German Village

Franklin County (43206 and German Village subdivision)

