

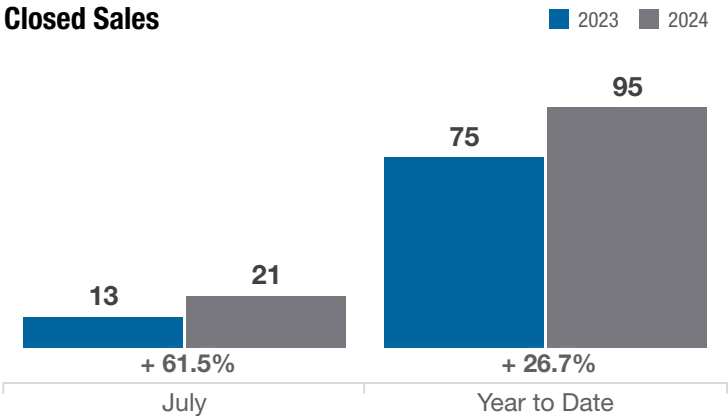
# Granville Exempted Village School District

Licking County

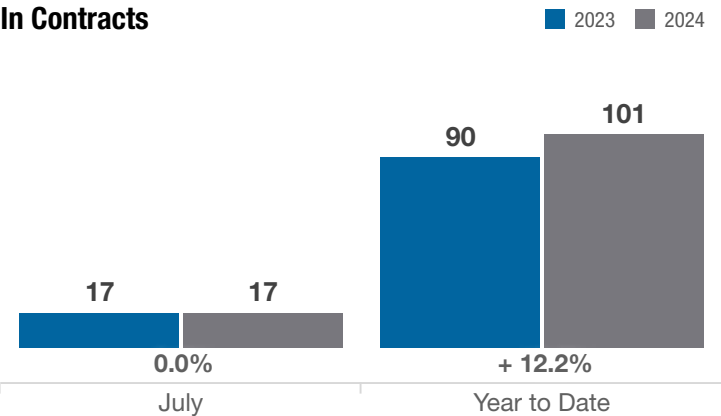
Key Metrics	July			Year to Date		
	2023	2024	% Change	Thru 7-2023	Thru 7-2024	% Change
Closed Sales	13	21	+ 61.5%	75	95	+ 26.7%
In Contracts	17	17	0.0%	90	101	+ 12.2%
Average Sales Price*	\$538,866	\$608,315	+ 12.9%	\$546,811	\$612,287	+ 12.0%
Median Sales Price*	\$515,000	\$525,000	+ 1.9%	\$500,000	\$540,000	+ 8.0%
Average Price Per Square Foot*	\$213.28	\$257.05	+ 20.5%	\$223.49	\$243.99	+ 9.2%
Percent of Original List Price Received*	101.8%	96.8%	- 4.9%	100.0%	97.3%	- 2.7%
Percent of Last List Price Received*	102.2%	99.6%	- 2.5%	100.7%	99.4%	- 1.3%
Days on Market Until Sale	8	27	+ 237.5%	20	39	+ 95.0%
New Listings	22	14	- 36.4%	111	115	+ 3.6%
Median List Price of New Listings	\$585,350	\$459,900	- 21.4%	\$519,000	\$565,000	+ 8.9%
Median List Price at Time of Sale	\$499,000	\$525,000	+ 5.2%	\$499,000	\$549,500	+ 10.1%
Inventory of Homes for Sale	23	26	+ 13.0%	—	—	—
Months Supply of Inventory	2.2	2.1	- 4.5%	—	—	—

\* Does not account for sale concessions and/or downpayment assistance. | Percent changes are calculated using rounded figures and can sometimes look extreme due to small sample size.

## Closed Sales

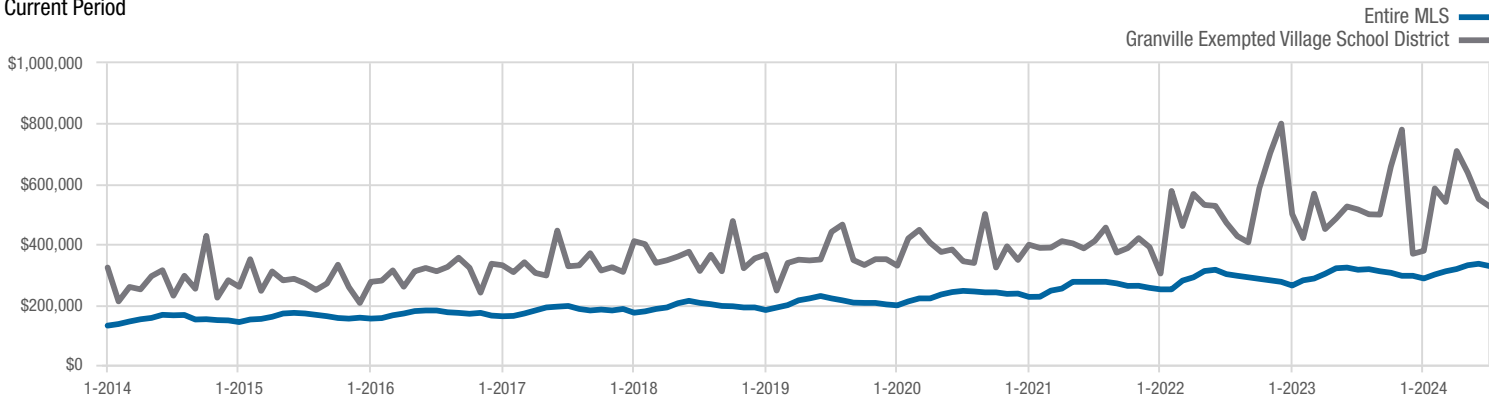


## In Contracts



## Median Sales Price

Current Period



Each data point represents the median sales price in a given month.

Granville Exempted Village School District

Licking County

