

Whitehall (Corp.)

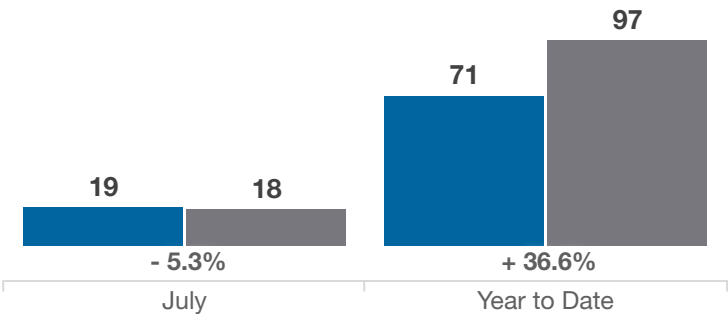
Franklin County

Key Metrics	July			Year to Date		
	2023	2024	% Change	Thru 7-2023	Thru 7-2024	% Change
Closed Sales	19	18	- 5.3%	71	97	+ 36.6%
In Contracts	14	15	+ 7.1%	77	100	+ 29.9%
Average Sales Price*	\$173,811	\$223,315	+ 28.5%	\$187,584	\$202,774	+ 8.1%
Median Sales Price*	\$174,900	\$218,450	+ 24.9%	\$183,000	\$200,000	+ 9.3%
Average Price Per Square Foot*	\$155.95	\$174.26	+ 11.7%	\$158.51	\$169.12	+ 6.7%
Percent of Original List Price Received*	101.3%	98.8%	- 2.5%	99.4%	98.2%	- 1.2%
Percent of Last List Price Received*	101.6%	100.1%	- 1.5%	100.8%	99.5%	- 1.3%
Days on Market Until Sale	15	20	+ 33.3%	19	21	+ 10.5%
New Listings	18	15	- 16.7%	83	108	+ 30.1%
Median List Price of New Listings	\$199,950	\$199,000	- 0.5%	\$189,900	\$209,950	+ 10.6%
Median List Price at Time of Sale	\$170,000	\$219,450	+ 29.1%	\$179,000	\$209,900	+ 17.3%
Inventory of Homes for Sale	11	10	- 9.1%	—	—	—
Months Supply of Inventory	1.0	0.8	- 20.0%	—	—	—

* Does not account for sale concessions and/or downpayment assistance. | Percent changes are calculated using rounded figures and can sometimes look extreme due to small sample size.

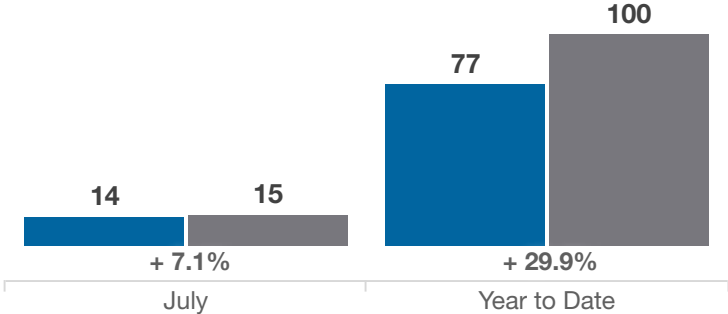
Closed Sales

■ 2023 ■ 2024



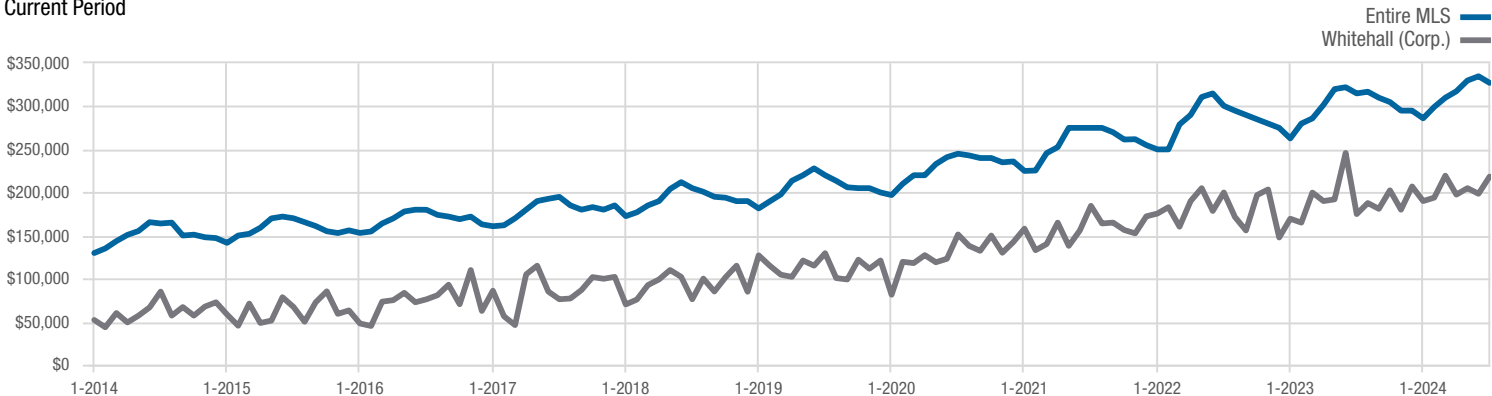
In Contracts

■ 2023 ■ 2024



Median Sales Price

Current Period



Each data point represents the median sales price in a given month.

Whitehall (Corp.)

Franklin County

