

Local Market Update – August 2024

A RESEARCH TOOL PROVIDED BY THE COLUMBUS REALTORS®
BASED ON RESIDENTIAL LISTING DATA ONLY



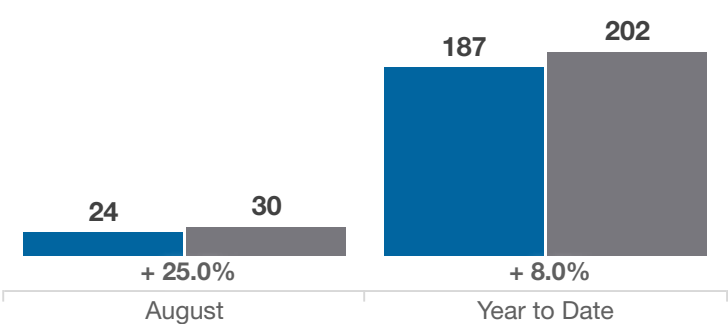
Fayette County

Key Metrics	August			Year to Date		
	2023	2024	% Change	Thru 8-2023	Thru 8-2024	% Change
Closed Sales	24	30	+ 25.0%	187	202	+ 8.0%
In Contracts	29	29	0.0%	210	214	+ 1.9%
Average Sales Price*	\$200,913	\$224,857	+ 11.9%	\$194,493	\$226,190	+ 16.3%
Median Sales Price*	\$199,950	\$210,500	+ 5.3%	\$170,750	\$207,000	+ 21.2%
Average Price Per Square Foot*	\$144.48	\$148.26	+ 2.6%	\$128.04	\$150.74	+ 17.7%
Percent of Original List Price Received*	99.2%	95.0%	- 4.2%	96.1%	96.7%	+ 0.6%
Percent of Last List Price Received*	100.1%	98.0%	- 2.1%	98.4%	99.0%	+ 0.6%
Days on Market Until Sale	17	25	+ 47.1%	32	29	- 9.4%
New Listings	40	35	- 12.5%	234	257	+ 9.8%
Median List Price of New Listings	\$222,500	\$194,900	- 12.4%	\$189,900	\$219,900	+ 15.8%
Median List Price at Time of Sale	\$199,350	\$209,900	+ 5.3%	\$174,900	\$209,900	+ 20.0%
Inventory of Homes for Sale	44	51	+ 15.9%	—	—	—
Months Supply of Inventory	1.9	2.0	+ 5.3%	—	—	—

* Does not account for sale concessions and/or downpayment assistance. | Percent changes are calculated using rounded figures and can sometimes look extreme due to small sample size.

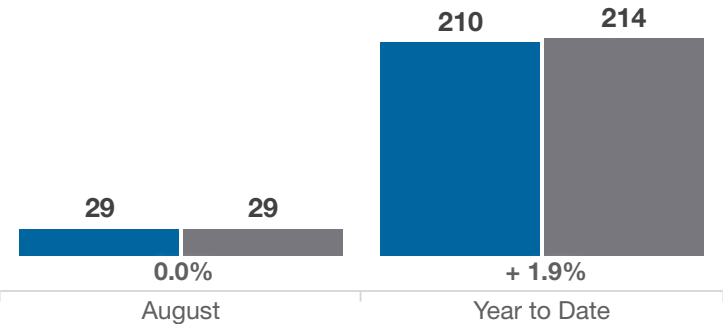
Closed Sales

■ 2023 ■ 2024



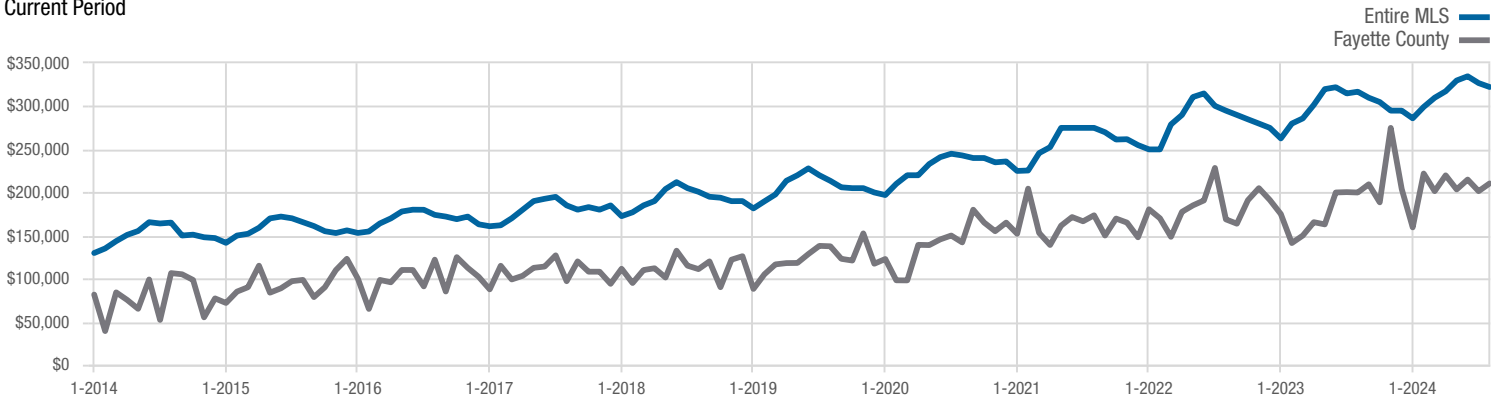
In Contracts

■ 2023 ■ 2024



Median Sales Price

Current Period



Each data point represents the median sales price in a given month.

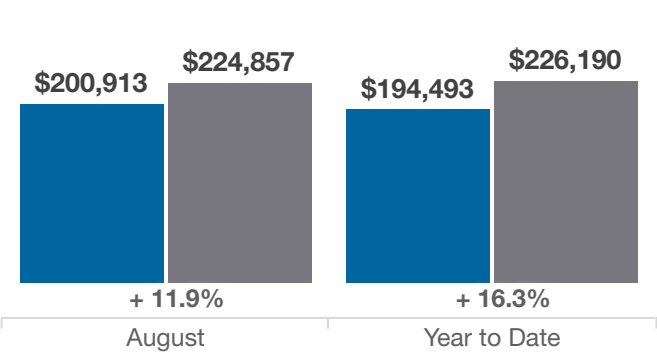
Local Market Update – August 2024

A RESEARCH TOOL PROVIDED BY THE COLUMBUS REALTORS®
BASED ON RESIDENTIAL LISTING DATA ONLY

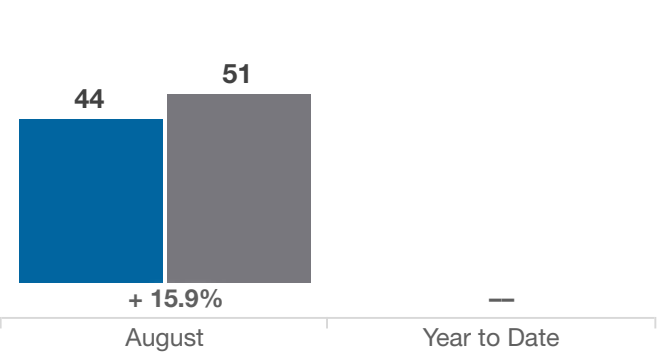


Fayette County

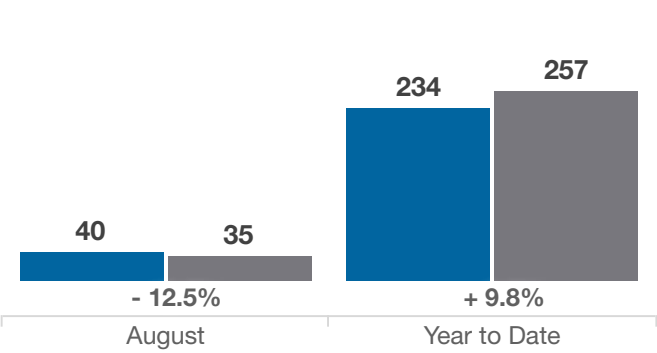
Average Sales Price



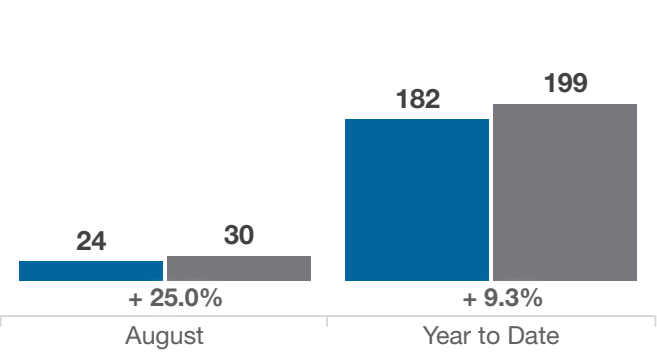
Inventory of Homes for Sale



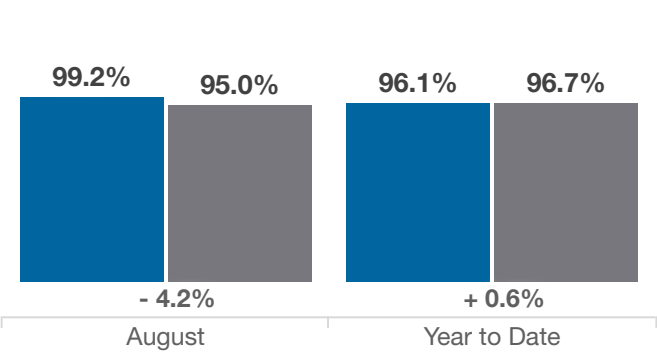
New Listings



Single Family Sales



Pct. Of Orig. List Price Received



Condo Sales

