

Local Market Update – August 2024

A RESEARCH TOOL PROVIDED BY THE COLUMBUS REALTORS®
BASED ON RESIDENTIAL LISTING DATA ONLY



Johnstown-Monroe Local School District

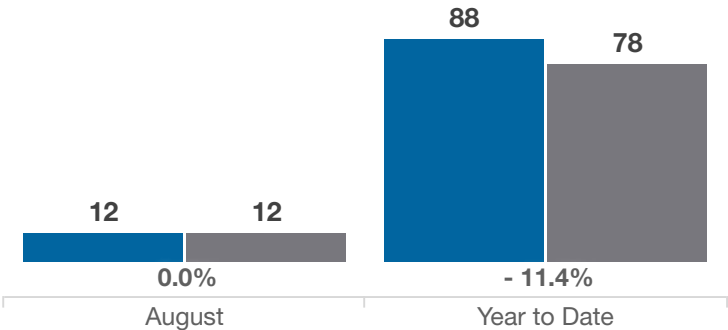
Delaware and Licking Counties

| Key Metrics | August | | | Year to Date | | |
|--|-----------|-----------|----------|--------------|-------------|----------|
| | 2023 | 2024 | % Change | Thru 8-2023 | Thru 8-2024 | % Change |
| Closed Sales | 12 | 12 | 0.0% | 88 | 78 | - 11.4% |
| In Contracts | 15 | 9 | - 40.0% | 102 | 82 | - 19.6% |
| Average Sales Price* | \$391,267 | \$394,567 | + 0.8% | \$410,986 | \$429,767 | + 4.6% |
| Median Sales Price* | \$410,851 | \$350,000 | - 14.8% | \$400,500 | \$401,000 | + 0.1% |
| Average Price Per Square Foot* | \$228.07 | \$203.59 | - 10.7% | \$229.31 | \$225.29 | - 1.8% |
| Percent of Original List Price Received* | 100.0% | 92.1% | - 7.9% | 98.9% | 95.1% | - 3.8% |
| Percent of Last List Price Received* | 100.6% | 97.3% | - 3.3% | 100.6% | 98.4% | - 2.2% |
| Days on Market Until Sale | 13 | 39 | + 200.0% | 26 | 35 | + 34.6% |
| New Listings | 14 | 10 | - 28.6% | 130 | 103 | - 20.8% |
| Median List Price of New Listings | \$434,450 | \$455,000 | + 4.7% | \$429,900 | \$416,200 | - 3.2% |
| Median List Price at Time of Sale | \$407,710 | \$362,450 | - 11.1% | \$404,900 | \$403,000 | - 0.5% |
| Inventory of Homes for Sale | 32 | 42 | + 31.3% | — | — | — |
| Months Supply of Inventory | 2.8 | 4.7 | + 67.9% | — | — | — |

* Does not account for sale concessions and/or downpayment assistance. | Percent changes are calculated using rounded figures and can sometimes look extreme due to small sample size.

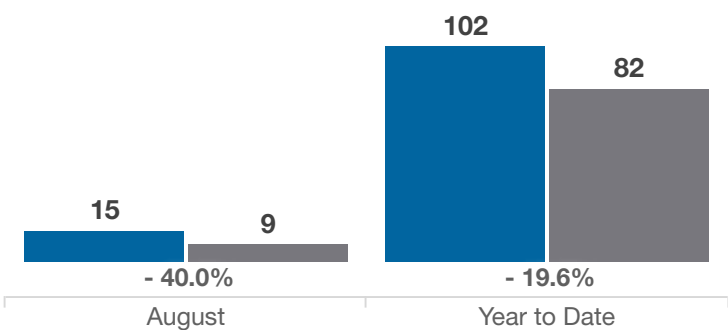
Closed Sales

■ 2023 ■ 2024



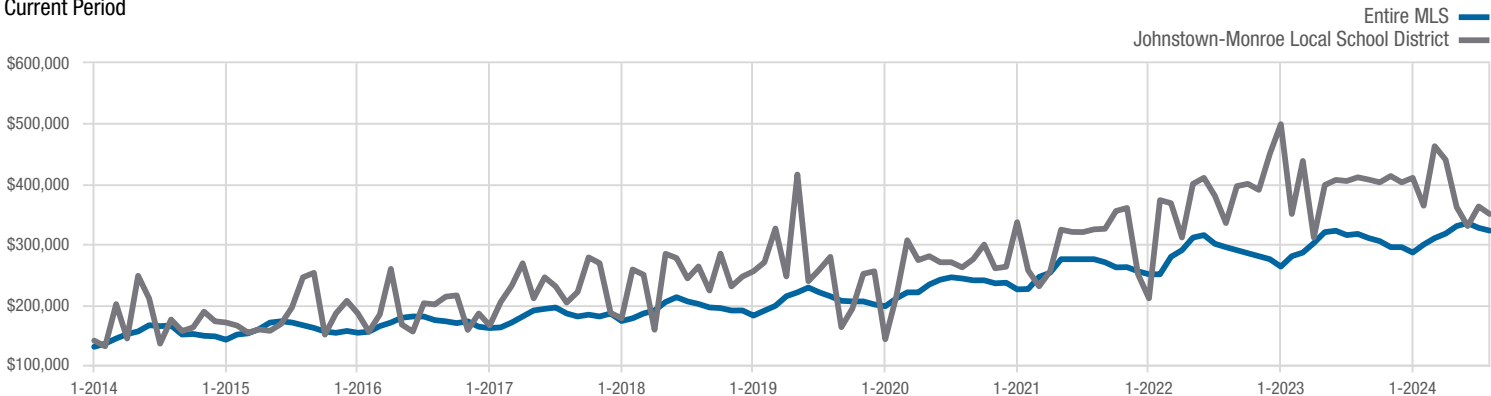
In Contracts

■ 2023 ■ 2024



Median Sales Price

Current Period



Each data point represents the median sales price in a given month.

Local Market Update – August 2024

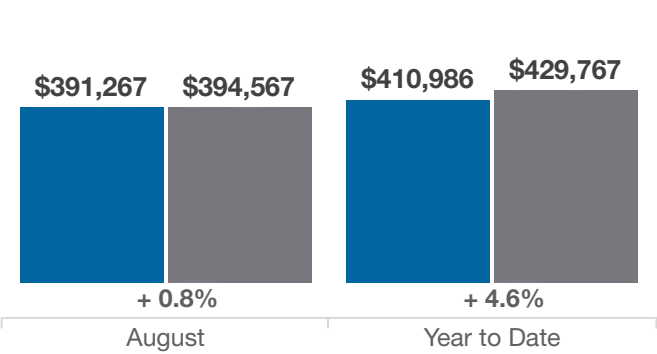
A RESEARCH TOOL PROVIDED BY THE COLUMBUS REALTORS®
BASED ON RESIDENTIAL LISTING DATA ONLY



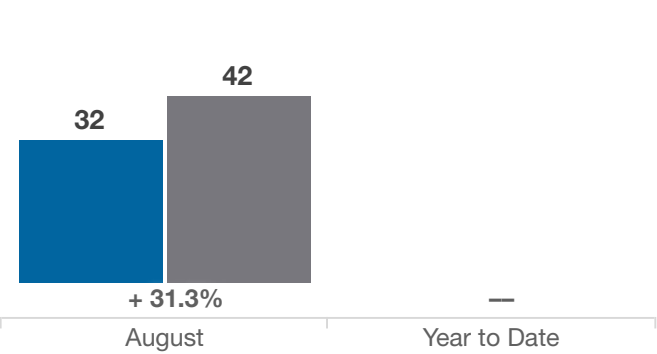
Johnstown-Monroe Local School District

Delaware and Licking Counties

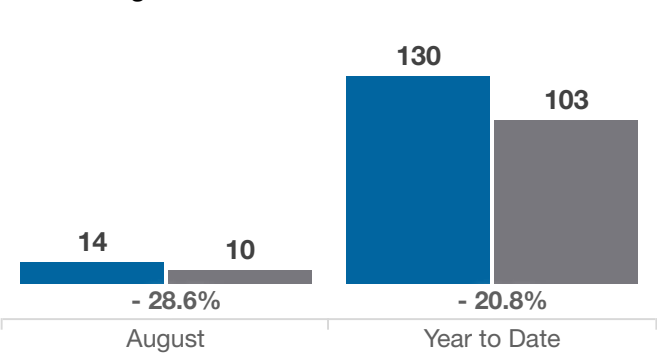
Average Sales Price



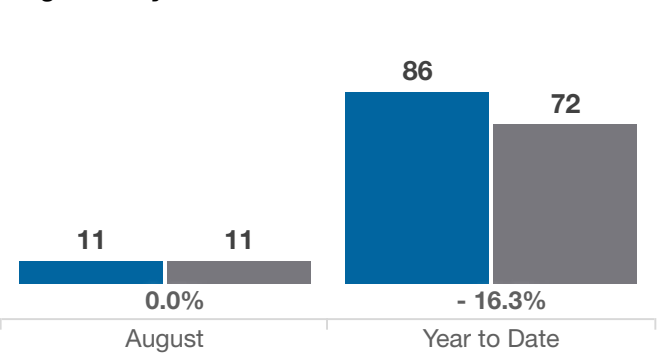
Inventory of Homes for Sale



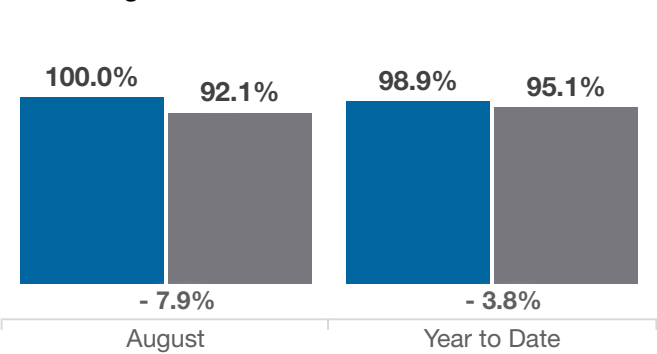
New Listings



Single Family Sales



Pct. Of Orig. List Price Received



Condo Sales

