

Local Market Update – September 2024

A RESEARCH TOOL PROVIDED BY THE COLUMBUS REALTORS®
BASED ON RESIDENTIAL LISTING DATA ONLY



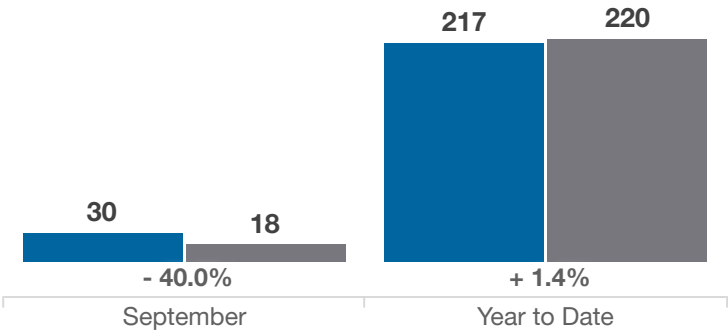
Fayette County

| Key Metrics | September | | | Year to Date | | |
|--|-----------|-----------|----------|--------------|-------------|----------|
| | 2023 | 2024 | % Change | Thru 9-2023 | Thru 9-2024 | % Change |
| Closed Sales | 30 | 18 | - 40.0% | 217 | 220 | + 1.4% |
| In Contracts | 30 | 35 | + 16.7% | 234 | 243 | + 3.8% |
| Average Sales Price* | \$219,885 | \$248,950 | + 13.2% | \$198,036 | \$228,069 | + 15.2% |
| Median Sales Price* | \$209,500 | \$202,500 | - 3.3% | \$175,750 | \$207,000 | + 17.8% |
| Average Price Per Square Foot* | \$151.71 | \$146.97 | - 3.1% | \$131.34 | \$150.43 | + 14.5% |
| Percent of Original List Price Received* | 97.0% | 94.2% | - 2.9% | 96.3% | 96.5% | + 0.2% |
| Percent of Last List Price Received* | 99.2% | 97.3% | - 1.9% | 98.5% | 98.9% | + 0.4% |
| Days on Market Until Sale | 32 | 26 | - 18.8% | 32 | 29 | - 9.4% |
| New Listings | 33 | 27 | - 18.2% | 267 | 284 | + 6.4% |
| Median List Price of New Listings | \$225,000 | \$195,000 | - 13.3% | \$189,900 | \$217,500 | + 14.5% |
| Median List Price at Time of Sale | \$212,000 | \$222,450 | + 4.9% | \$179,900 | \$209,900 | + 16.7% |
| Inventory of Homes for Sale | 49 | 44 | - 10.2% | — | — | — |
| Months Supply of Inventory | 2.1 | 1.7 | - 19.0% | — | — | — |

* Does not account for sale concessions and/or downpayment assistance. | Percent changes are calculated using rounded figures and can sometimes look extreme due to small sample size.

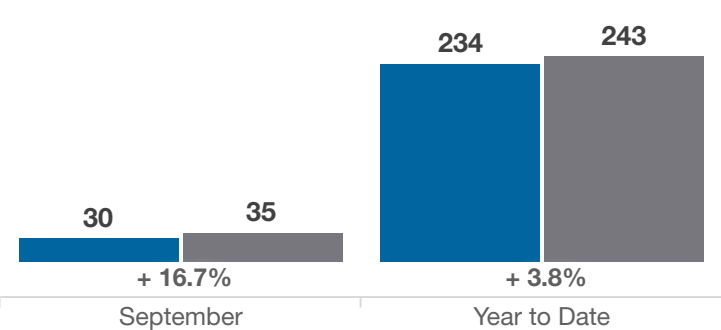
Closed Sales

■ 2023 ■ 2024



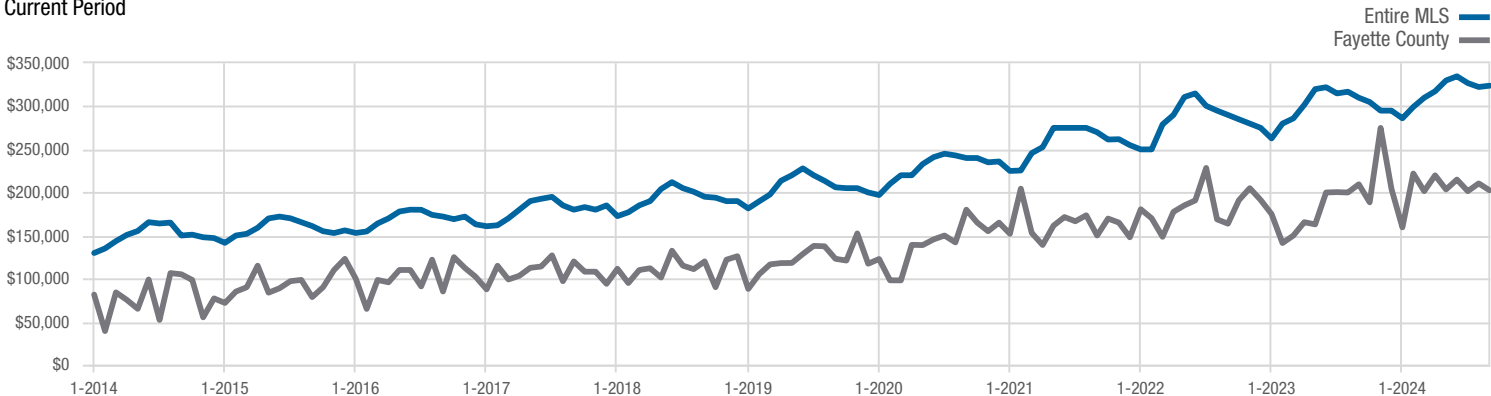
In Contracts

■ 2023 ■ 2024



Median Sales Price

Current Period



Each data point represents the median sales price in a given month.

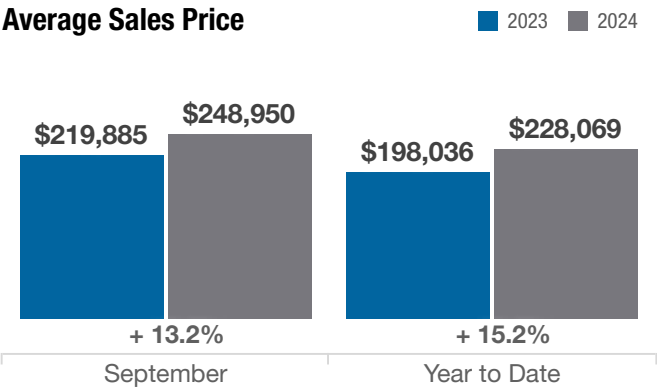
Local Market Update – September 2024

A RESEARCH TOOL PROVIDED BY THE COLUMBUS REALTORS®
BASED ON RESIDENTIAL LISTING DATA ONLY

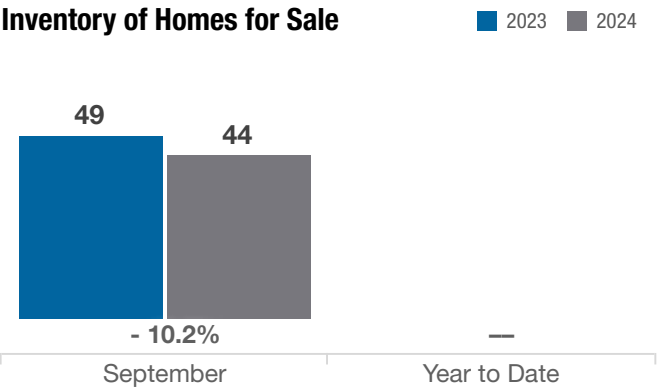


Fayette County

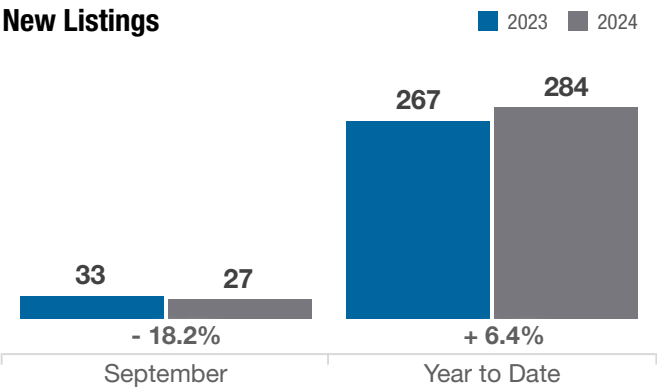
Average Sales Price



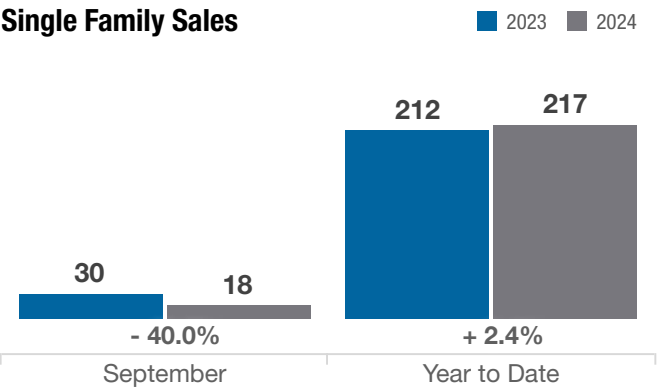
Inventory of Homes for Sale



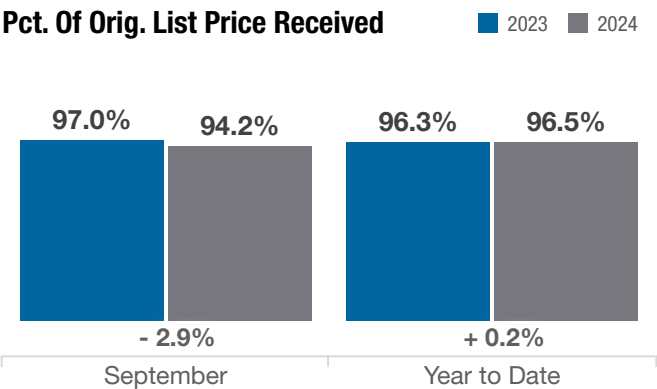
New Listings



Single Family Sales



Pct. Of Orig. List Price Received



Condo Sales

