

Local Market Update – September 2024

A RESEARCH TOOL PROVIDED BY THE COLUMBUS REALTORS®
BASED ON RESIDENTIAL LISTING DATA ONLY



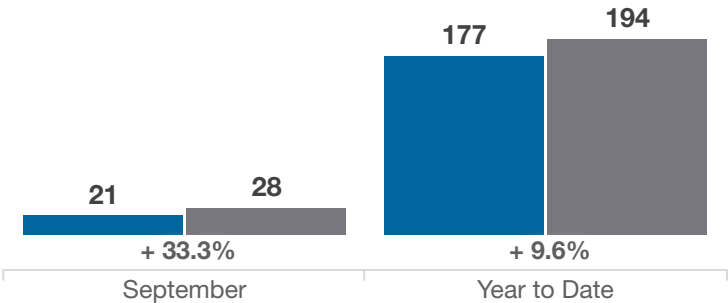
Logan County

Key Metrics	September			Year to Date		
	2023	2024	% Change	Thru 9-2023	Thru 9-2024	% Change
Closed Sales	21	28	+ 33.3%	177	194	+ 9.6%
In Contracts	41	37	- 9.8%	201	208	+ 3.5%
Average Sales Price*	\$333,324	\$367,007	+ 10.1%	\$276,717	\$288,315	+ 4.2%
Median Sales Price*	\$237,000	\$298,000	+ 25.7%	\$249,900	\$249,950	+ 0.0%
Average Price Per Square Foot*	\$192.59	\$216.99	+ 12.7%	\$174.50	\$183.61	+ 5.2%
Percent of Original List Price Received*	95.4%	94.7%	- 0.7%	95.6%	96.4%	+ 0.8%
Percent of Last List Price Received*	97.6%	97.0%	- 0.6%	97.8%	98.2%	+ 0.4%
Days on Market Until Sale	37	35	- 5.4%	37	33	- 10.8%
New Listings	37	32	- 13.5%	242	284	+ 17.4%
Median List Price of New Listings	\$235,000	\$246,450	+ 4.9%	\$245,250	\$250,000	+ 1.9%
Median List Price at Time of Sale	\$239,900	\$294,900	+ 22.9%	\$245,900	\$249,900	+ 1.6%
Inventory of Homes for Sale	46	53	+ 15.2%	—	—	—
Months Supply of Inventory	2.1	2.4	+ 14.3%	—	—	—

* Does not account for sale concessions and/or downpayment assistance. | Percent changes are calculated using rounded figures and can sometimes look extreme due to small sample size.

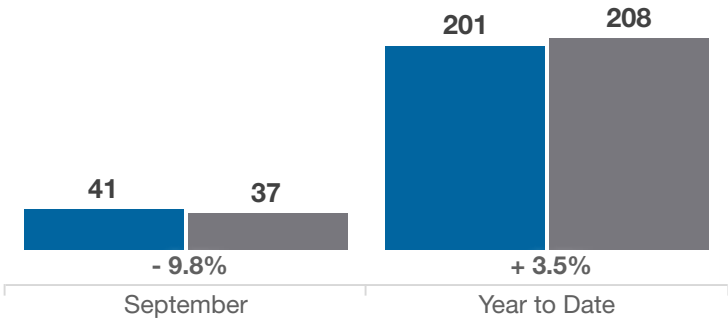
Closed Sales

■ 2023 ■ 2024



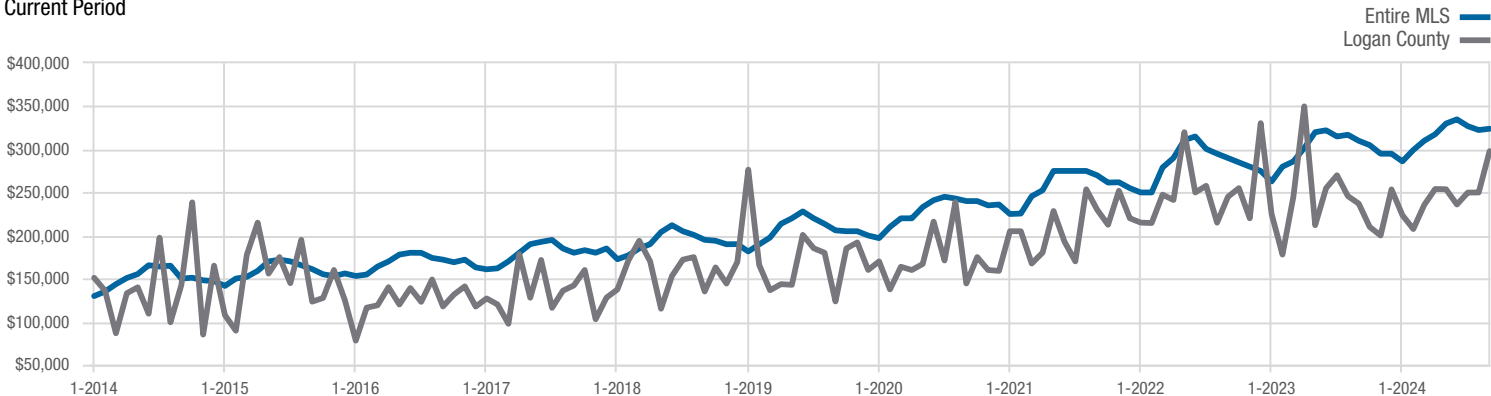
In Contracts

■ 2023 ■ 2024



Median Sales Price

Current Period



Each data point represents the median sales price in a given month.

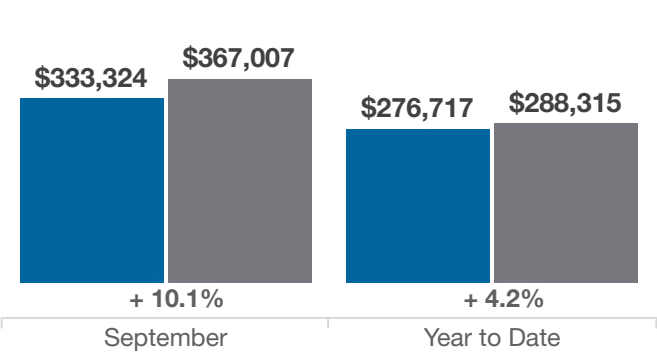
Local Market Update – September 2024

A RESEARCH TOOL PROVIDED BY THE COLUMBUS REALTORS®
BASED ON RESIDENTIAL LISTING DATA ONLY

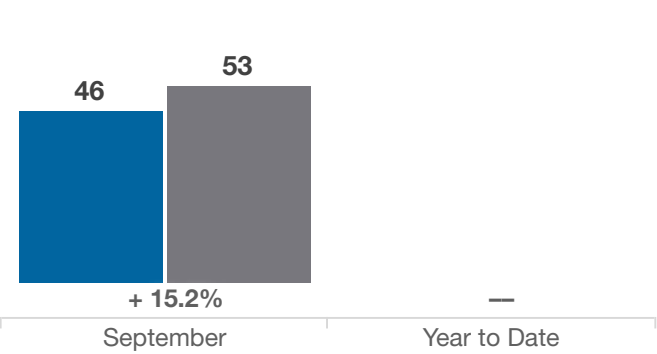


Logan County

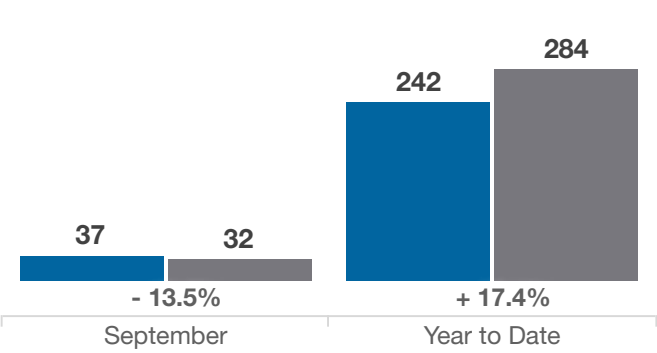
Average Sales Price



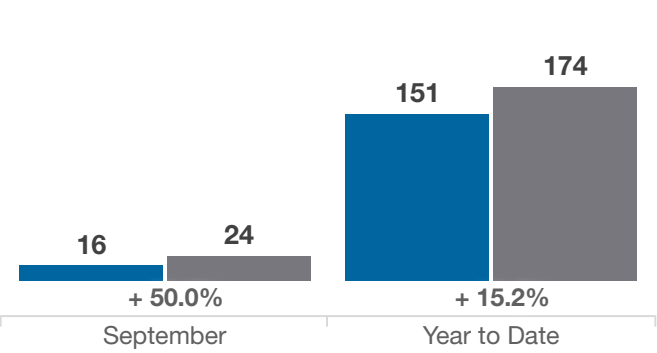
Inventory of Homes for Sale



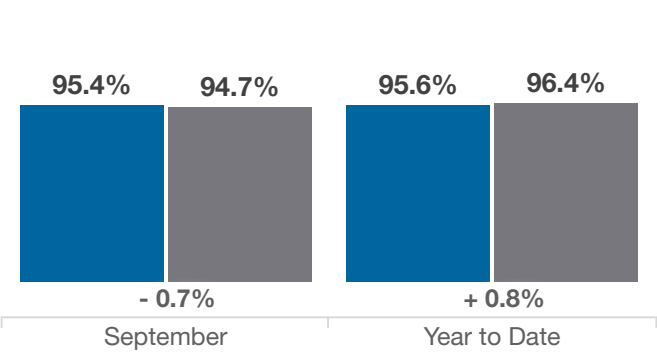
New Listings



Single Family Sales



Pct. Of Orig. List Price Received



Condo Sales

