

# Local Market Update – September 2024

A RESEARCH TOOL PROVIDED BY THE COLUMBUS REALTORS®  
BASED ON RESIDENTIAL LISTING DATA ONLY



## Minerva Park (Corp.)

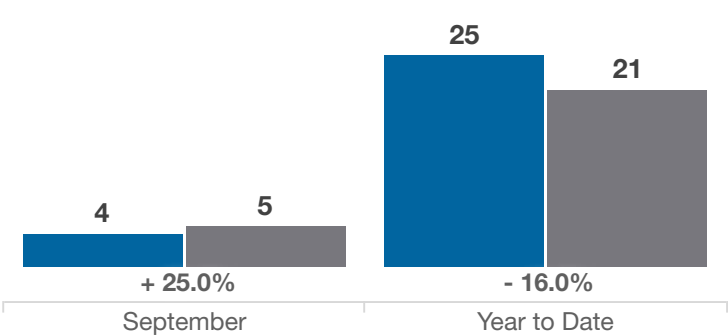
Franklin County

| Key Metrics                              | September |           |          | Year to Date |             |          |
|--|-----------|-----------|----------|--------------|-------------|----------|
|  | 2023      | 2024      | % Change | Thru 9-2023  | Thru 9-2024 | % Change |
| Closed Sales                             | 4         | 5         | + 25.0%  | 25           | 21          | - 16.0%  |
| In Contracts                             | 3         | 2         | - 33.3%  | 27           | 22          | - 18.5%  |
| Average Sales Price*                     | \$398,750 | \$476,600 | + 19.5%  | \$356,992    | \$425,457   | + 19.2%  |
| Median Sales Price*                      | \$395,000 | \$480,000 | + 21.5%  | \$365,000    | \$455,898   | + 24.9%  |
| Average Price Per Square Foot*           | \$233.70  | \$210.70  | - 9.8%   | \$210.82     | \$211.51    | + 0.3%   |
| Percent of Original List Price Received* | 102.0%    | 100.6%    | - 1.4%   | 102.1%       | 102.0%      | - 0.1%   |
| Percent of Last List Price Received*     | 102.0%    | 101.1%    | - 0.9%   | 102.7%       | 102.3%      | - 0.4%   |
| Days on Market Until Sale                | 4         | 5         | + 25.0%  | 10           | 14          | + 40.0%  |
| New Listings                             | 6         | 1         | - 83.3%  | 35           | 25          | - 28.6%  |
| Median List Price of New Listings        | \$364,950 | \$449,900 | + 23.3%  | \$368,900    | \$425,000   | + 15.2%  |
| Median List Price at Time of Sale        | \$382,000 | \$470,000 | + 23.0%  | \$359,900    | \$409,900   | + 13.9%  |
| Inventory of Homes for Sale              | 6         | 3         | - 50.0%  | —            | —           | —        |
| Months Supply of Inventory               | 1.9       | 1.3       | - 31.6%  | —            | —           | —        |

\* Does not account for sale concessions and/or downpayment assistance. | Percent changes are calculated using rounded figures and can sometimes look extreme due to small sample size.

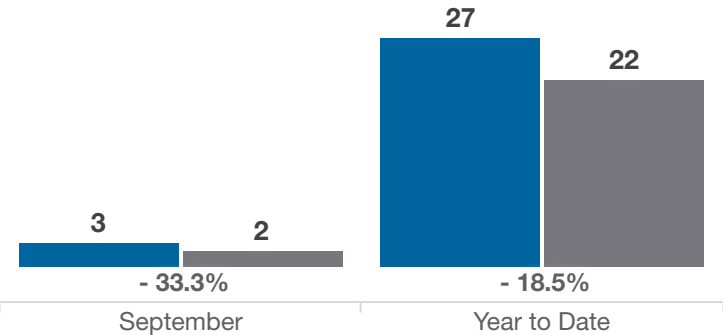
### Closed Sales

■ 2023 ■ 2024



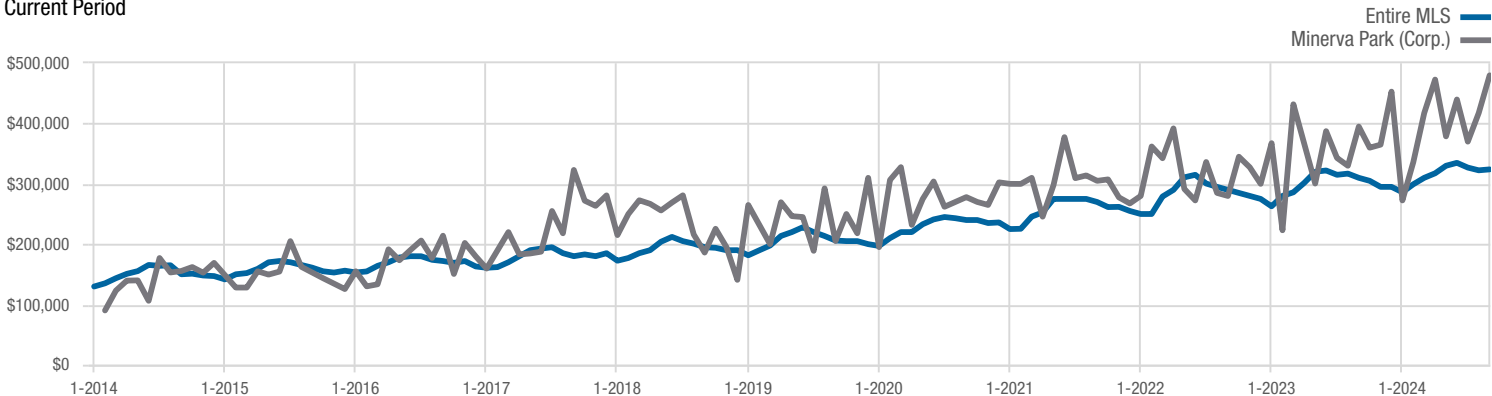
### In Contracts

■ 2023 ■ 2024



### Median Sales Price

Current Period



Each data point represents the median sales price in a given month.

# Local Market Update – September 2024

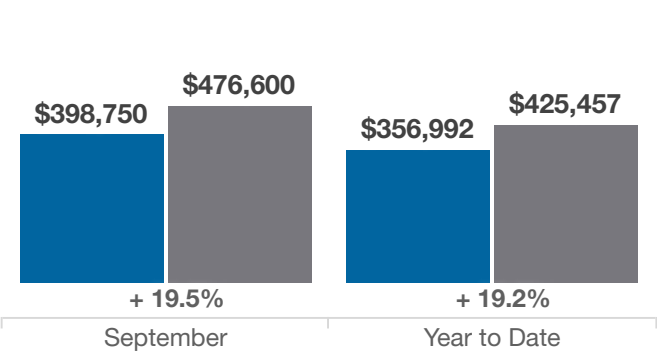
A RESEARCH TOOL PROVIDED BY THE COLUMBUS REALTORS®  
BASED ON RESIDENTIAL LISTING DATA ONLY



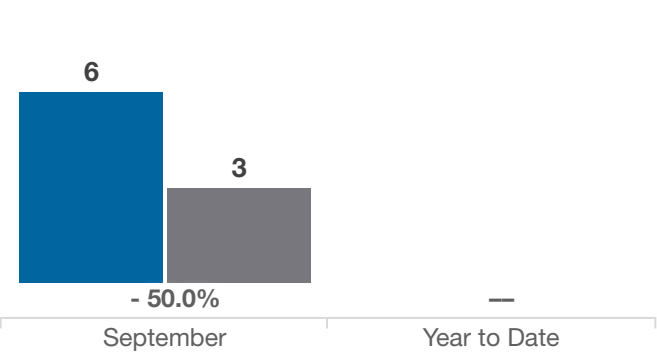
## Minerva Park (Corp.)

Franklin County

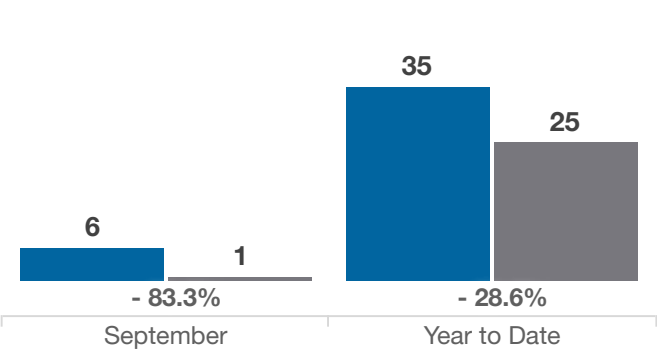
Average Sales Price



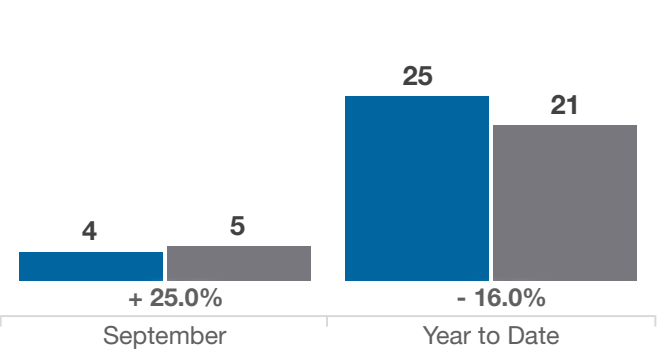
Inventory of Homes for Sale



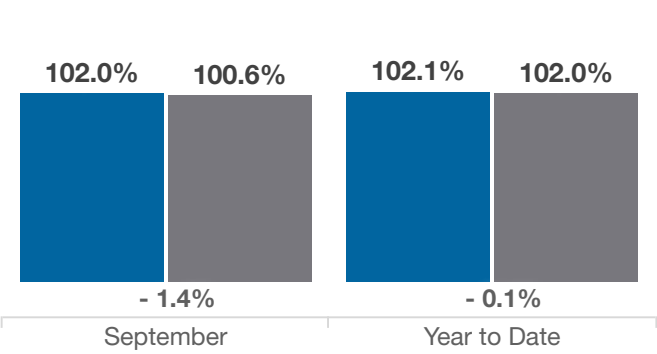
New Listings



Single Family Sales



Pct. Of Orig. List Price Received



Condo Sales

