

# Local Market Update – September 2024

A RESEARCH TOOL PROVIDED BY THE COLUMBUS REALTORS®  
BASED ON RESIDENTIAL LISTING DATA ONLY



## Obetz (Corp.)

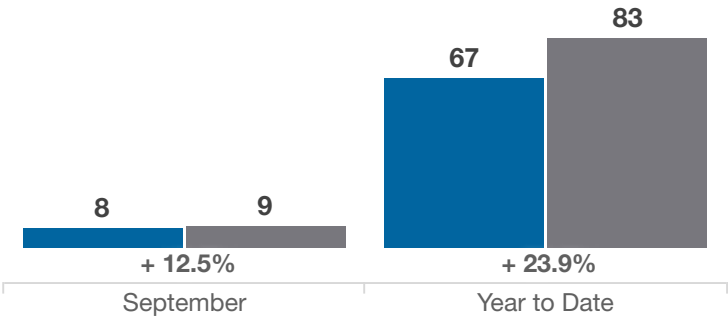
Franklin County

| Key Metrics                              | September |           |          | Year to Date |             |          |
|--|-----------|-----------|----------|--------------|-------------|----------|
|  | 2023      | 2024      | % Change | Thru 9-2023  | Thru 9-2024 | % Change |
| Closed Sales                             | 8         | 9         | + 12.5%  | 67           | 83          | + 23.9%  |
| In Contracts                             | 13        | 11        | - 15.4%  | 79           | 84          | + 6.3%   |
| Average Sales Price*                     | \$307,590 | \$321,219 | + 4.4%   | \$280,436    | \$334,644   | + 19.3%  |
| Median Sales Price*                      | \$348,250 | \$297,000 | - 14.7%  | \$283,000    | \$360,000   | + 27.2%  |
| Average Price Per Square Foot*           | \$166.47  | \$184.26  | + 10.7%  | \$166.56     | \$186.98    | + 12.3%  |
| Percent of Original List Price Received* | 90.5%     | 100.3%    | + 10.8%  | 99.4%        | 97.8%       | - 1.6%   |
| Percent of Last List Price Received*     | 91.5%     | 100.5%    | + 9.8%   | 99.9%        | 99.5%       | - 0.4%   |
| Days on Market Until Sale                | 20        | 27        | + 35.0%  | 31           | 53          | + 71.0%  |
| New Listings                             | 6         | 7         | + 16.7%  | 101          | 84          | - 16.8%  |
| Median List Price of New Listings        | \$254,900 | \$215,000 | - 15.7%  | \$289,000    | \$294,900   | + 2.0%   |
| Median List Price at Time of Sale        | \$351,950 | \$284,999 | - 19.0%  | \$275,000    | \$365,000   | + 32.7%  |
| Inventory of Homes for Sale              | 22        | 12        | - 45.5%  | —            | —           | —        |
| Months Supply of Inventory               | 2.8       | 1.3       | - 53.6%  | —            | —           | —        |

\* Does not account for sale concessions and/or downpayment assistance. | Percent changes are calculated using rounded figures and can sometimes look extreme due to small sample size.

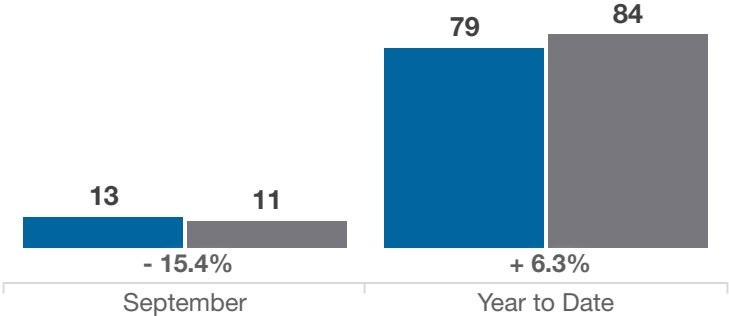
### Closed Sales

■ 2023 ■ 2024



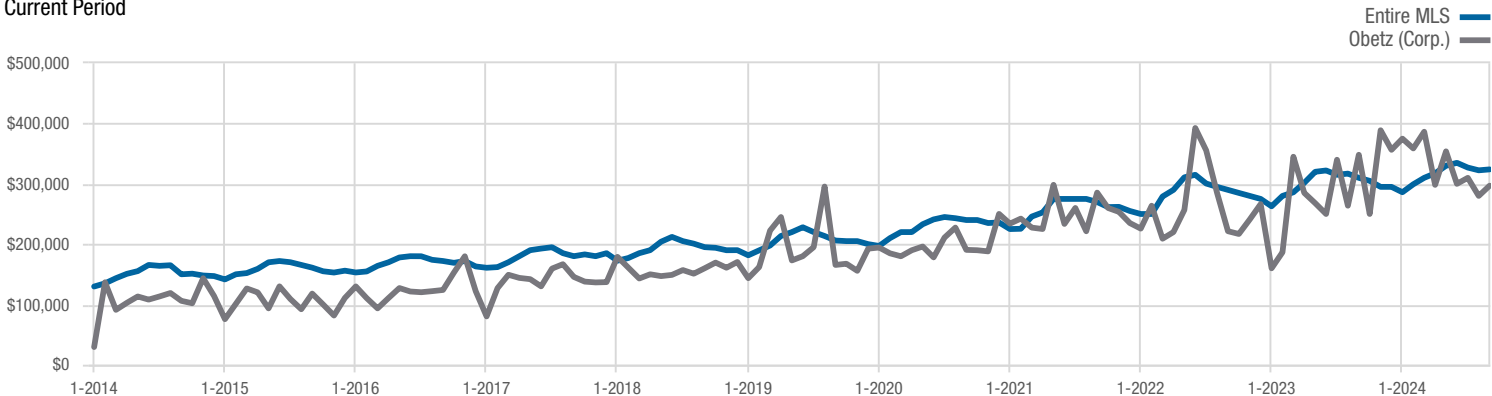
### In Contracts

■ 2023 ■ 2024



### Median Sales Price

Current Period



Each data point represents the median sales price in a given month.

# Local Market Update – September 2024

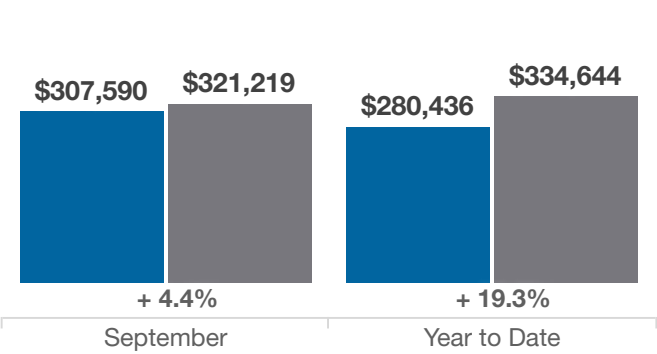
A RESEARCH TOOL PROVIDED BY THE COLUMBUS REALTORS®  
BASED ON RESIDENTIAL LISTING DATA ONLY



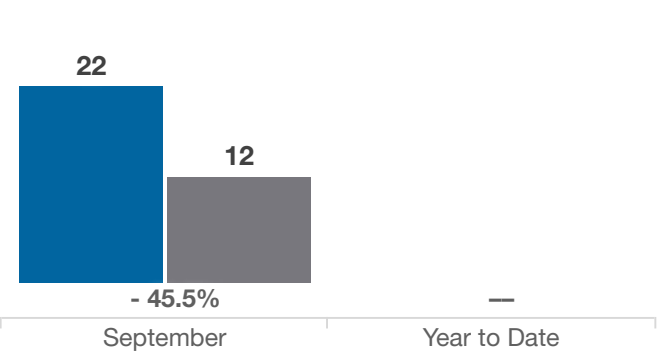
## Obetz (Corp.)

Franklin County

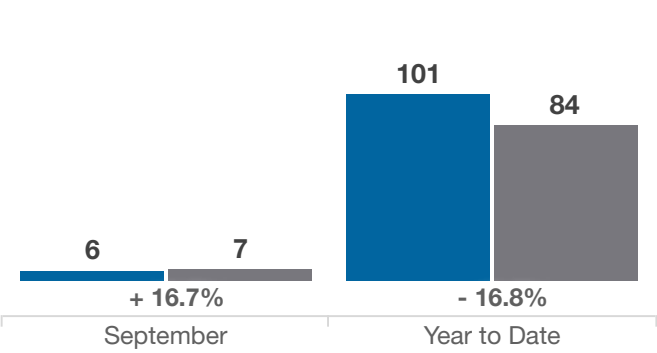
Average Sales Price



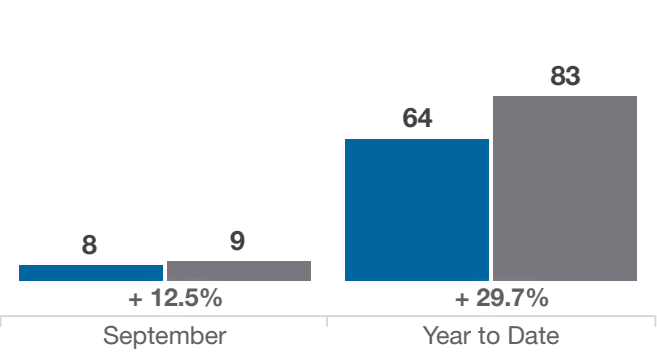
Inventory of Homes for Sale



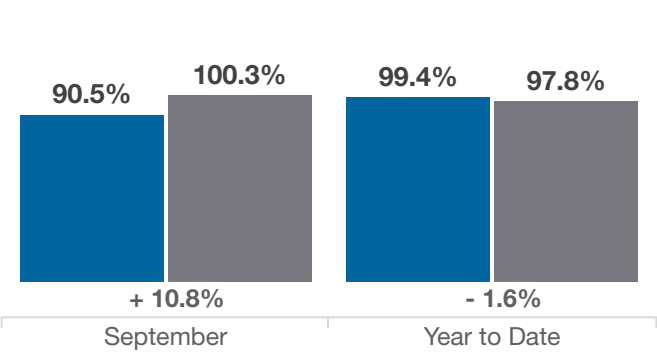
New Listings



Single Family Sales



Pct. Of Orig. List Price Received



Condo Sales

