

Local Market Update – September 2024

A RESEARCH TOOL PROVIDED BY THE COLUMBUS REALTORS®
BASED ON RESIDENTIAL LISTING DATA ONLY



Pataskala (Corp.)

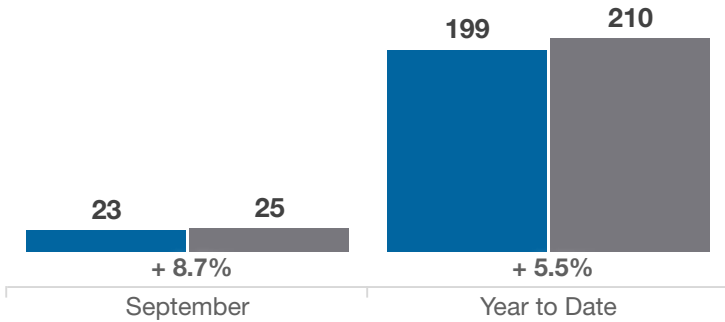
Licking County

Key Metrics	September			Year to Date		
	2023	2024	% Change	Thru 9-2023	Thru 9-2024	% Change
Closed Sales	23	25	+ 8.7%	199	210	+ 5.5%
In Contracts	28	23	- 17.9%	198	215	+ 8.6%
Average Sales Price*	\$371,190	\$325,251	- 12.4%	\$348,360	\$349,135	+ 0.2%
Median Sales Price*	\$360,000	\$344,000	- 4.4%	\$350,000	\$359,000	+ 2.6%
Average Price Per Square Foot*	\$189.06	\$186.28	- 1.5%	\$182.45	\$186.83	+ 2.4%
Percent of Original List Price Received*	99.2%	95.9%	- 3.3%	98.5%	98.5%	0.0%
Percent of Last List Price Received*	101.6%	98.0%	- 3.5%	100.0%	99.8%	- 0.2%
Days on Market Until Sale	37	36	- 2.7%	30	25	- 16.7%
New Listings	34	14	- 58.8%	235	249	+ 6.0%
Median List Price of New Listings	\$374,500	\$385,200	+ 2.9%	\$359,900	\$374,400	+ 4.0%
Median List Price at Time of Sale	\$359,900	\$343,900	- 4.4%	\$350,000	\$354,900	+ 1.4%
Inventory of Homes for Sale	39	33	- 15.4%	—	—	—
Months Supply of Inventory	1.8	1.4	- 22.2%	—	—	—

* Does not account for sale concessions and/or downpayment assistance. | Percent changes are calculated using rounded figures and can sometimes look extreme due to small sample size.

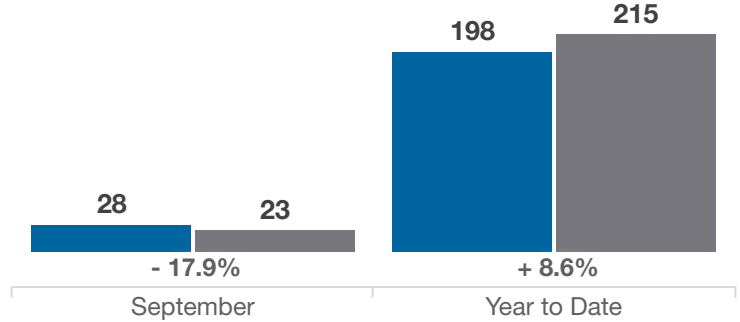
Closed Sales

■ 2023 ■ 2024



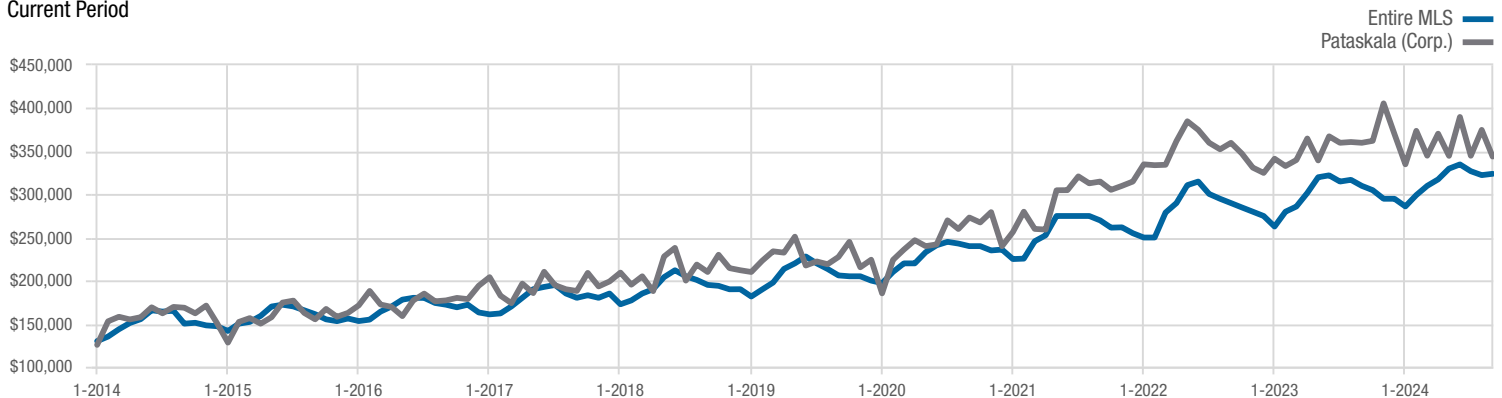
In Contracts

■ 2023 ■ 2024



Median Sales Price

Current Period



Each data point represents the median sales price in a given month.

Local Market Update – September 2024

A RESEARCH TOOL PROVIDED BY THE COLUMBUS REALTORS®
BASED ON RESIDENTIAL LISTING DATA ONLY

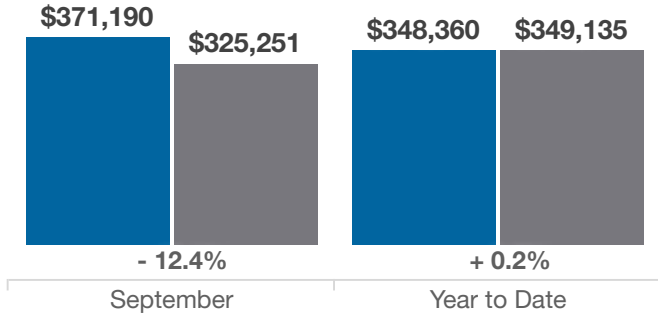


Pataskala (Corp.)

Licking County

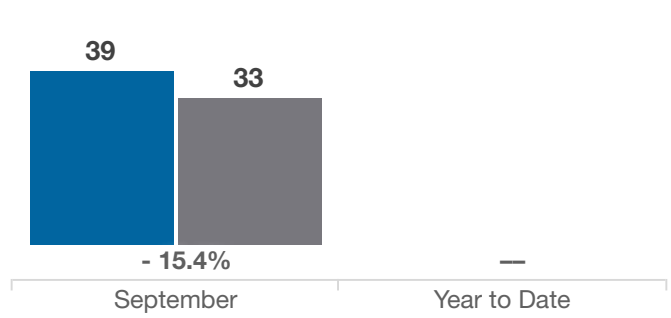
Average Sales Price

■ 2023 ■ 2024



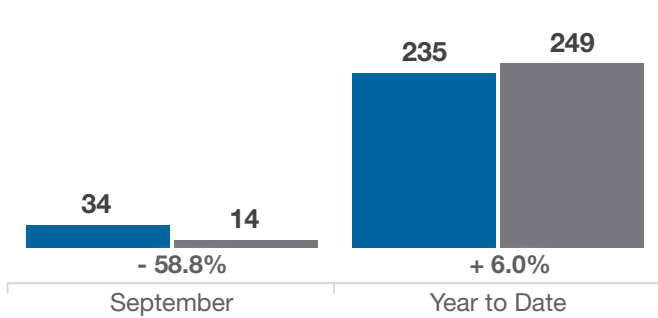
Inventory of Homes for Sale

■ 2023 ■ 2024



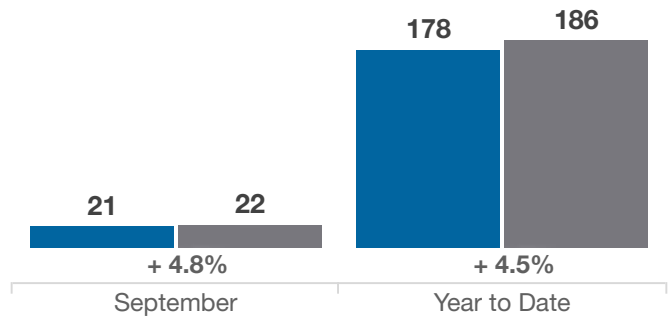
New Listings

■ 2023 ■ 2024



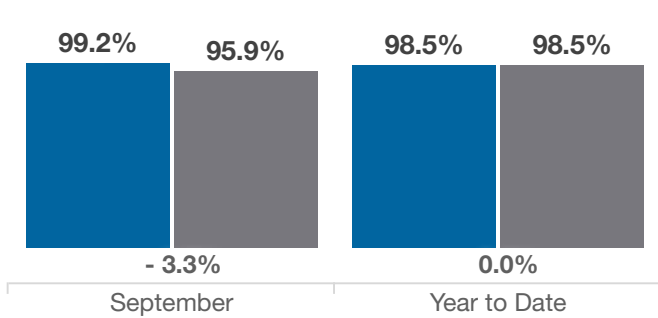
Single Family Sales

■ 2023 ■ 2024



Pct. Of Orig. List Price Received

■ 2023 ■ 2024



Condo Sales

■ 2023 ■ 2024

