

Local Market Update – September 2024

A RESEARCH TOOL PROVIDED BY THE COLUMBUS REALTORS®
BASED ON RESIDENTIAL LISTING DATA ONLY



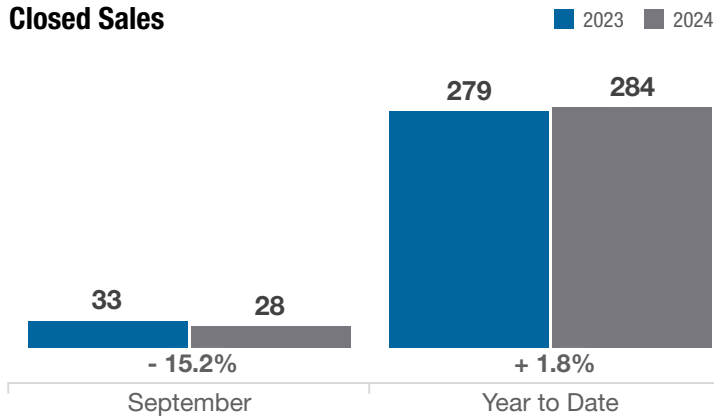
Pickerington (Corp.)

Franklin and Fairfield Counties

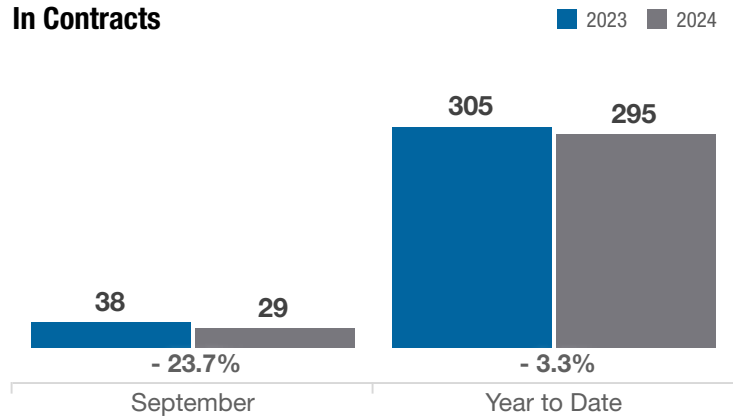
Key Metrics	September			Year to Date		
	2023	2024	% Change	Thru 9-2023	Thru 9-2024	% Change
Closed Sales	33	28	- 15.2%	279	284	+ 1.8%
In Contracts	38	29	- 23.7%	305	295	- 3.3%
Average Sales Price*	\$421,332	\$481,359	+ 14.2%	\$404,698	\$423,561	+ 4.7%
Median Sales Price*	\$419,900	\$456,797	+ 8.8%	\$410,000	\$419,950	+ 2.4%
Average Price Per Square Foot*	\$183.76	\$192.36	+ 4.7%	\$179.43	\$192.81	+ 7.5%
Percent of Original List Price Received*	97.7%	98.9%	+ 1.2%	100.1%	99.4%	- 0.7%
Percent of Last List Price Received*	99.5%	99.6%	+ 0.1%	100.9%	100.3%	- 0.6%
Days on Market Until Sale	23	19	- 17.4%	23	25	+ 8.7%
New Listings	38	28	- 26.3%	341	323	- 5.3%
Median List Price of New Listings	\$414,900	\$412,450	- 0.6%	\$419,900	\$419,995	+ 0.0%
Median List Price at Time of Sale	\$425,000	\$456,369	+ 7.4%	\$399,900	\$412,400	+ 3.1%
Inventory of Homes for Sale	51	42	- 17.6%	—	—	—
Months Supply of Inventory	1.6	1.4	- 12.5%	—	—	—

* Does not account for sale concessions and/or downpayment assistance. | Percent changes are calculated using rounded figures and can sometimes look extreme due to small sample size.

Closed Sales

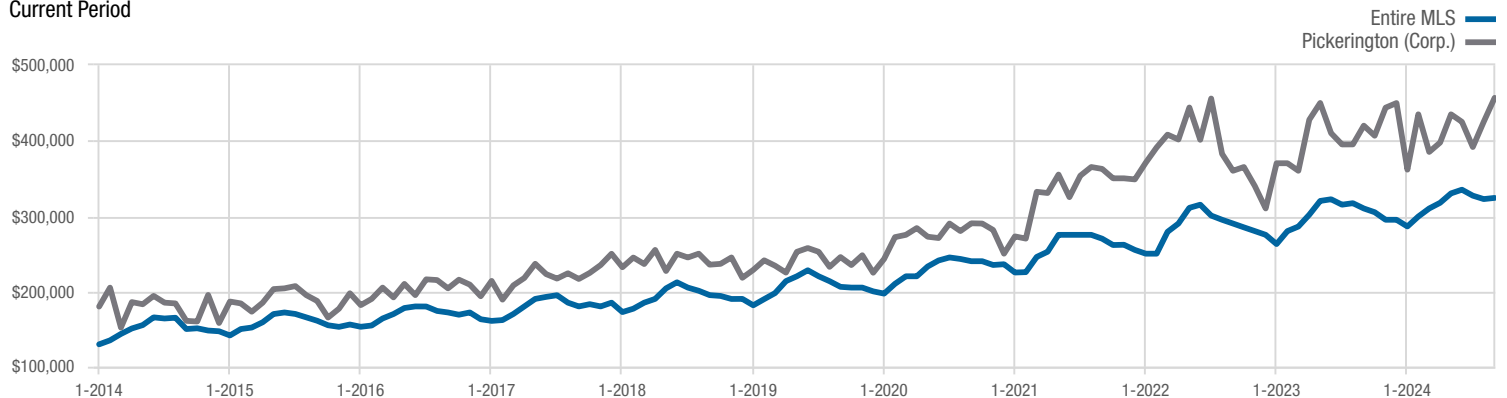


In Contracts



Median Sales Price

Current Period



Each data point represents the median sales price in a given month.

Local Market Update – September 2024

A RESEARCH TOOL PROVIDED BY THE COLUMBUS REALTORS®
BASED ON RESIDENTIAL LISTING DATA ONLY

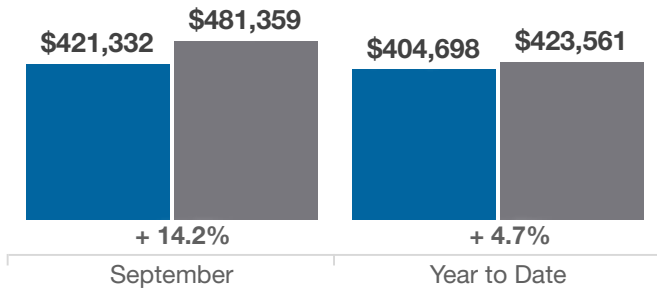


Pickerington (Corp.)

Franklin and Fairfield Counties

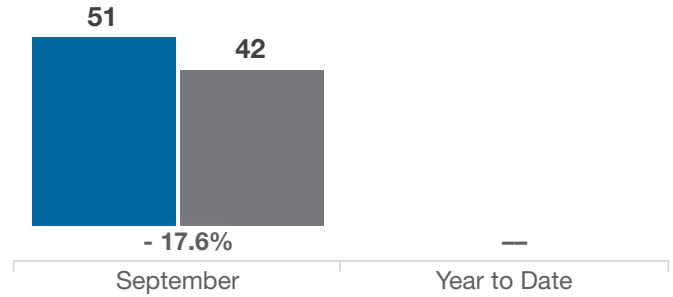
Average Sales Price

■ 2023 ■ 2024



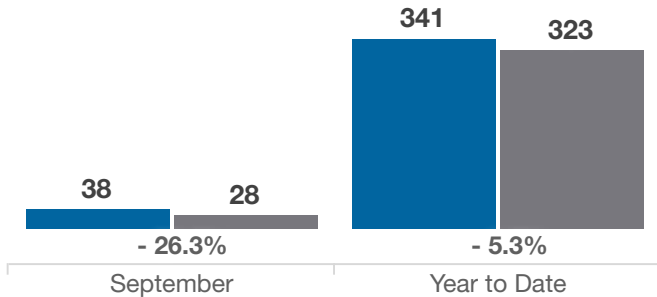
Inventory of Homes for Sale

■ 2023 ■ 2024



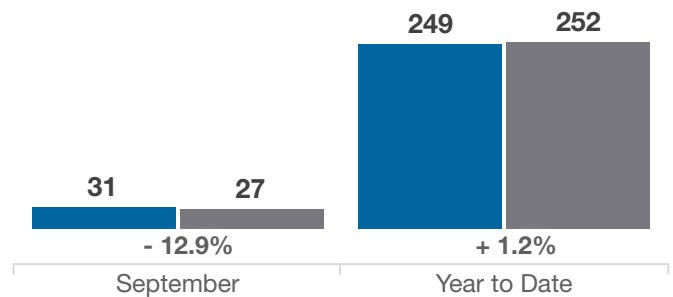
New Listings

■ 2023 ■ 2024



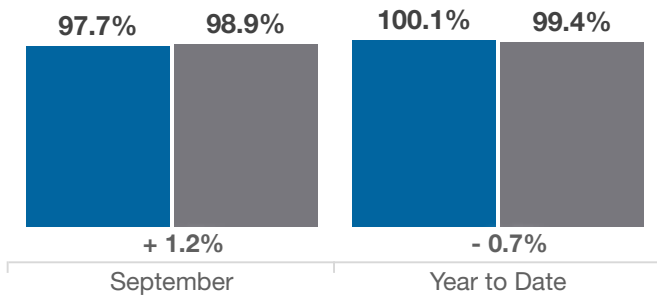
Single Family Sales

■ 2023 ■ 2024



Pct. Of Orig. List Price Received

■ 2023 ■ 2024



Condo Sales

■ 2023 ■ 2024

